

User Manual

For

HHT Application for TTEs
(Last updated: 29/11/2022)

Prepared by:

CENTREFOR RAILWAYINFORMATIONSYSTEMS

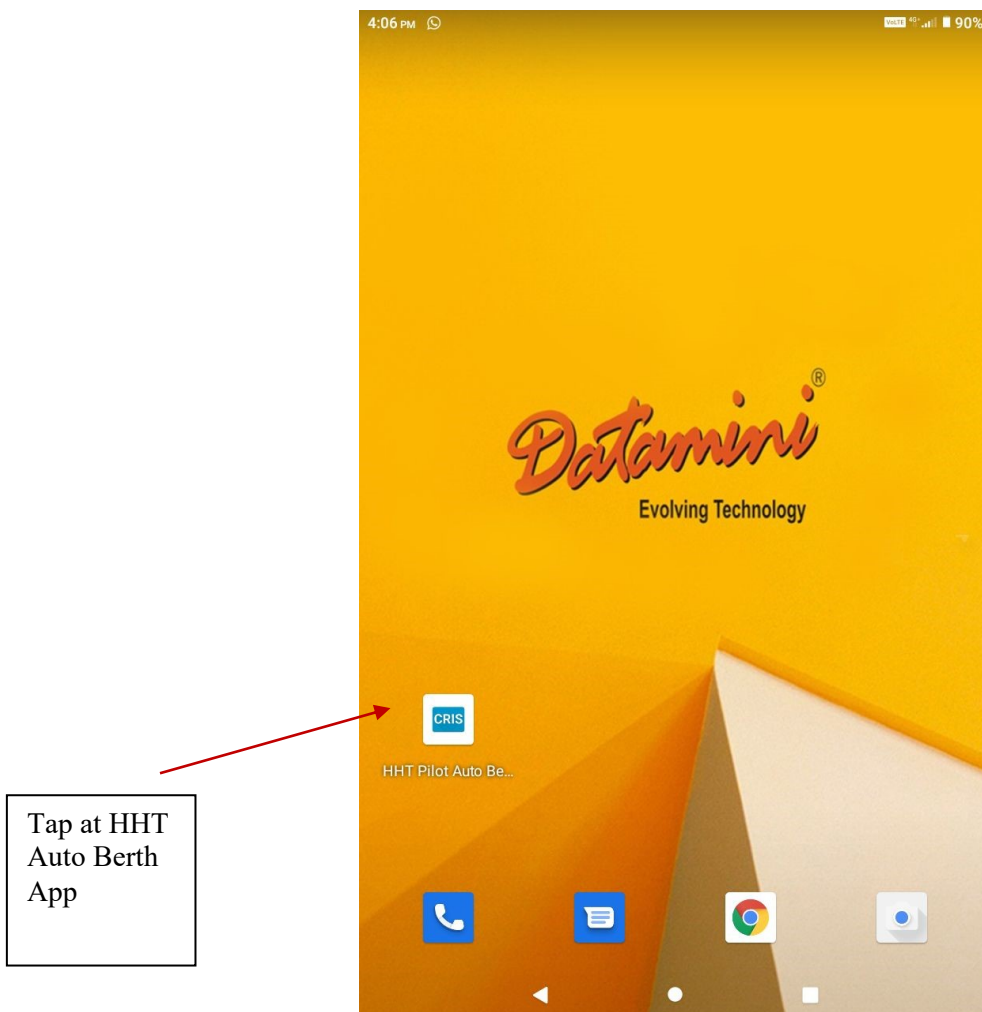
Prerequisites:

Before doing any HHT (Hand Held Terminal) operations, following requirements must be fulfilled:

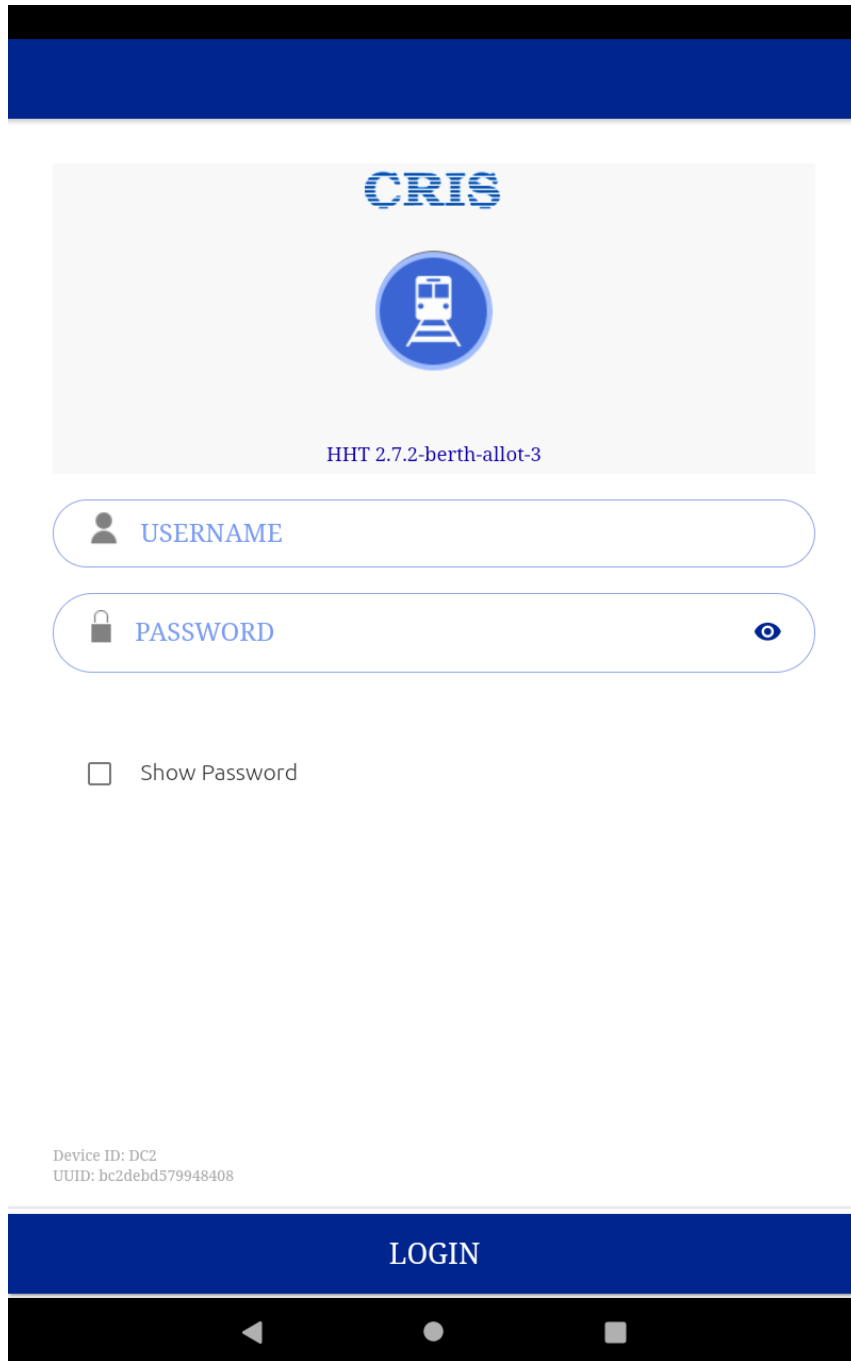
1. The TTEs must have their valid Login ID & Password of TTE Lobby application.
2. Proper Duties (on Trains) must be assigned to the User.
3. Coach allocation should be done.
4. The TTEs must sign on proper duty from Duty Start Station in TTE lobby application.

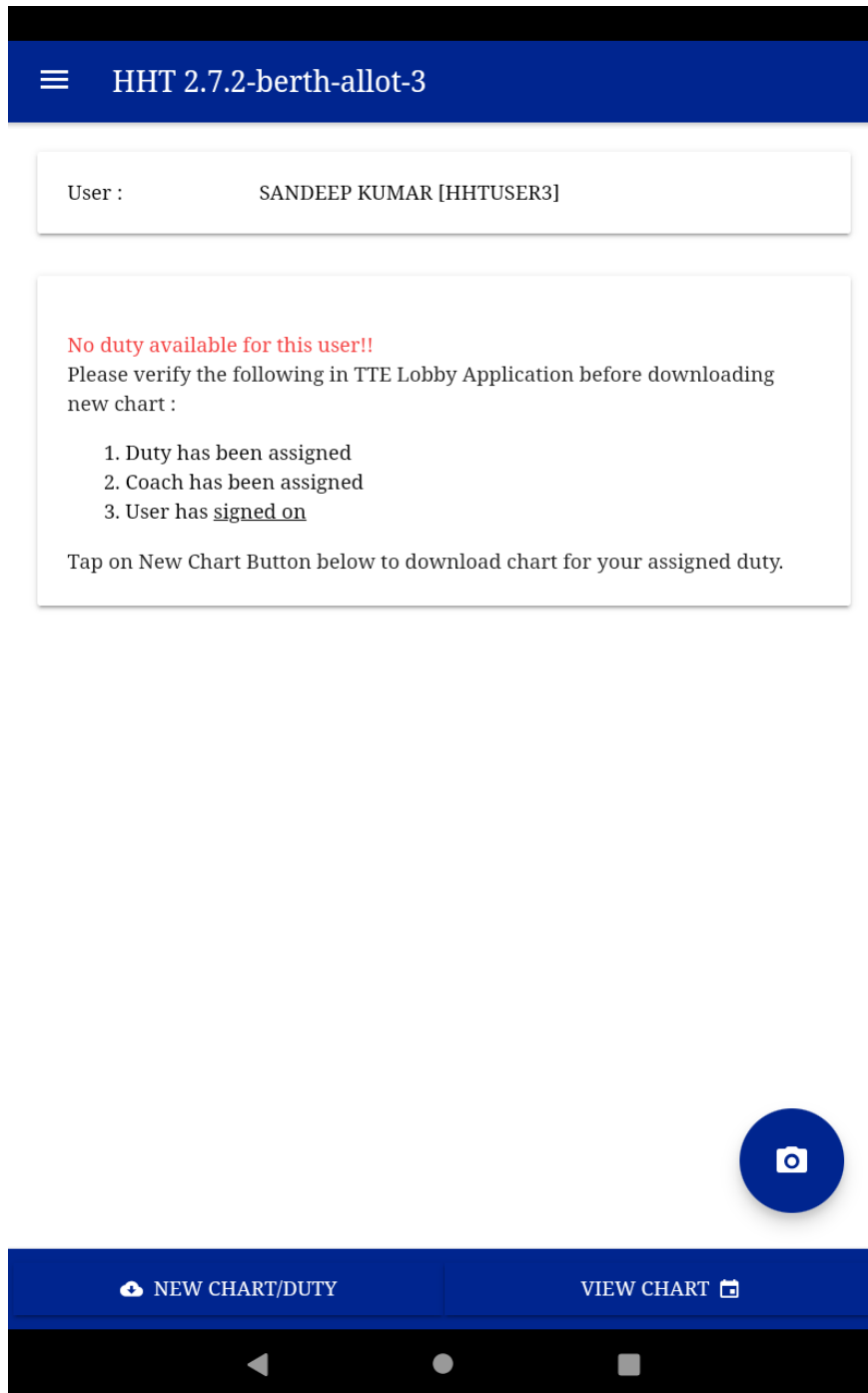
Chart downloading:

- a. Switch on the phone by clicking on the phone icon shown on the screen.
- b. Run the HHT application by following the following procedure:-

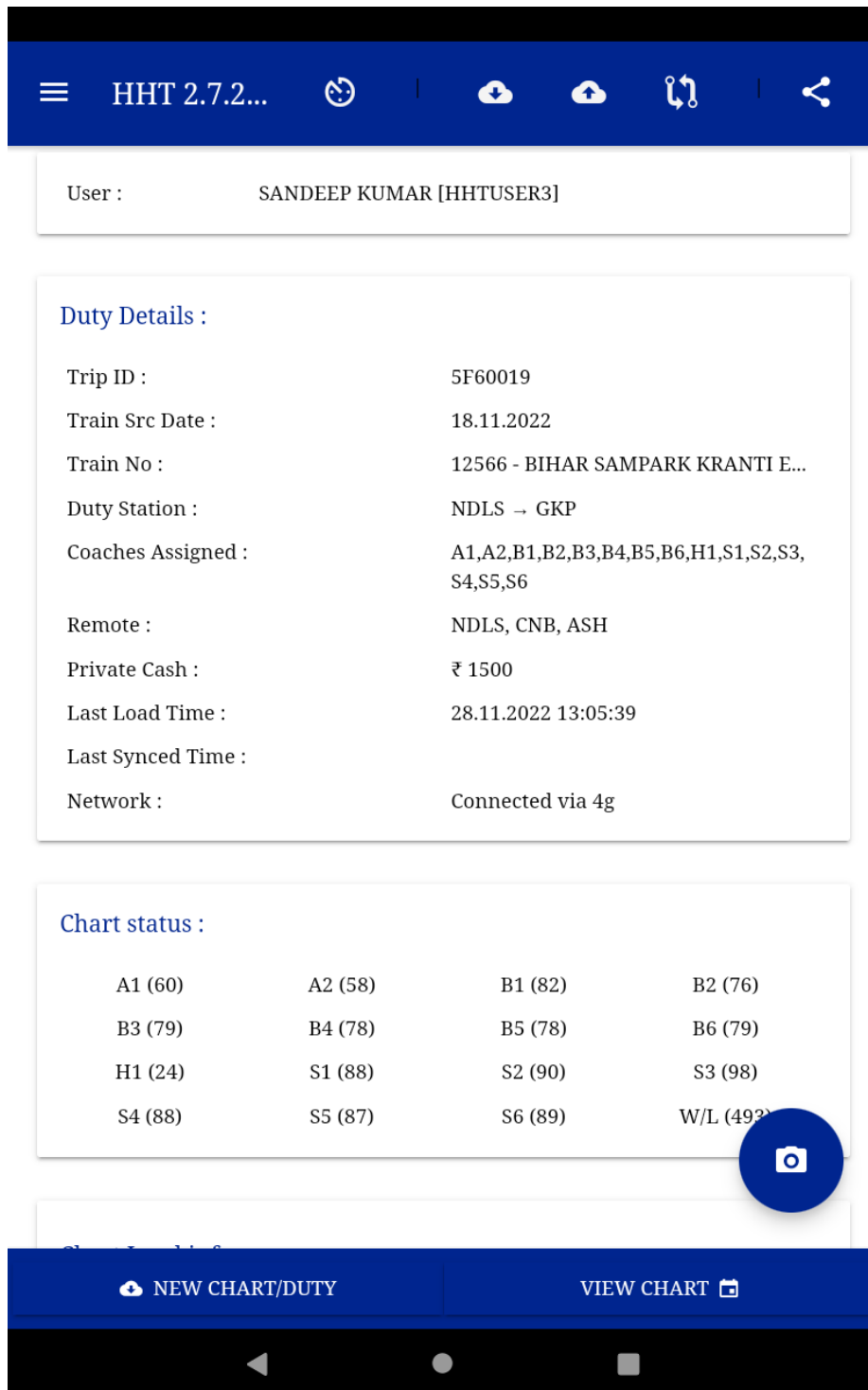


- c. Enter user name and password, and click on 'Login'.





Tap on 'NEW CHART/DUTY' to download chart:



‘View chart’:

In case there is already a chart present with this user ID in the device, this button can be used to resume work from where you left off.

In both the case following screen would be appeared:

The screenshot shows a mobile application interface for managing passenger berths. At the top, there is a navigation bar with a back arrow, a filter menu '[ALL] A1', and a search icon. Below this is a button labeled 'ALLOT BERTH & RELEASE'. The main area displays a list of passengers with the following details:

Boarding	NDLS, CNB, ON...	Deboarding	CNB, ON, ASH, B...
ALL	NC	TU	NT
CAN	CURR	RAC	

Below the filters, there is a row of circular icons representing different berth categories: 60 A1, 58 A2, 82 B1, 76 B2, 79 B3, 78 B4, 78 B5, 79 B6, 24 H1, 88 S1, 90 S2, 98 S3, 88 S4, 87 S5, 89 S6.

The passenger list contains the following entries:

ID	Name	Age	Gender	Phone No.	Origin	Destination	Coach	Seat
1	JAGAN NATH JHA	69	E	2150994511	NDLS	DBG	SS	---
2	RAVINDRA KUMAR	56	E	2726114789	NDLS	MFP	----	-
3	LALITA DEVI	59	E	2150994511	NDLS	DBG	SS	---
4	SHRESHTHA SINGH	20	E	2726114789	NDLS	MFP	----	-
6	KUMKUM DEVI	46	E	2827328353	NDLS	DBG	----	-
7	DIVYA JHA	47	E	2507000954	NDLS	DBG	SS	---
8	RAVI PRAKASH	35	E	2345168195	NDLS	CPR	----	-

A blue circular 'Save' button is located at the bottom right of the passenger list.

Main page:

This page must appear after every successful download of charts. Here check for the correctness of the information. In case of any discrepancy, please contact coach assignment staff.

The screenshot shows the main page of the HHT application. The top navigation bar is blue and contains several icons: a menu icon, the text 'HHT 2.7.2...', a clock icon, a cloud with a download arrow, a cloud with an upload arrow, a circular refresh icon, and a share icon. Below the navigation bar, the user's name 'SANDEEP KUMAR [HHTUSER3]' is displayed. The main content area is divided into three sections: 'Duty Details', 'Chart status', and a bottom navigation bar. The 'Duty Details' section contains the following information:

Trip ID :	SF60019
Train Src Date :	18.11.2022
Train No :	12566 - BIHAR SAMPAK KRANTI E...
Duty Station :	NDLS → GKP
Coaches Assigned :	A1,A2,B1,B2,B3,B4,B5,B6,H1,S1,S2,S3,S4,S5,S6
Remote :	NDLS, CNB, ASH
Private Cash :	₹ 1500
Last Load Time :	28.11.2022 13:05:39
Last Synced Time :	
Network :	Connected via 4g

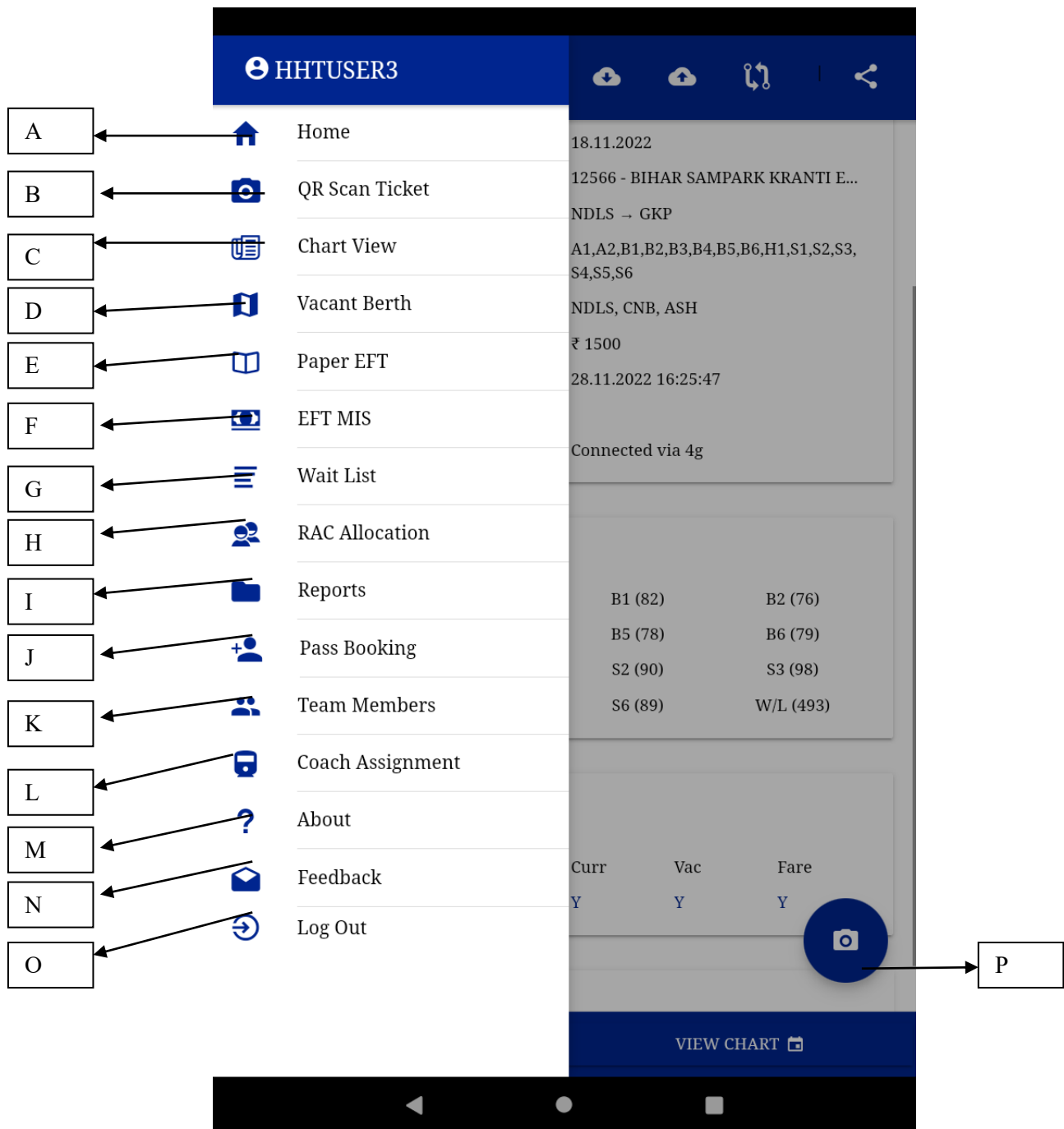
The 'Chart status' section displays a grid of berth counts for various coaches:

A1 (60)	A2 (58)	B1 (82)	B2 (76)
B3 (79)	B4 (78)	B5 (78)	B6 (79)
H1 (24)	S1 (88)	S2 (90)	S3 (98)
S4 (88)	S5 (87)	S6 (89)	W/L (49?)

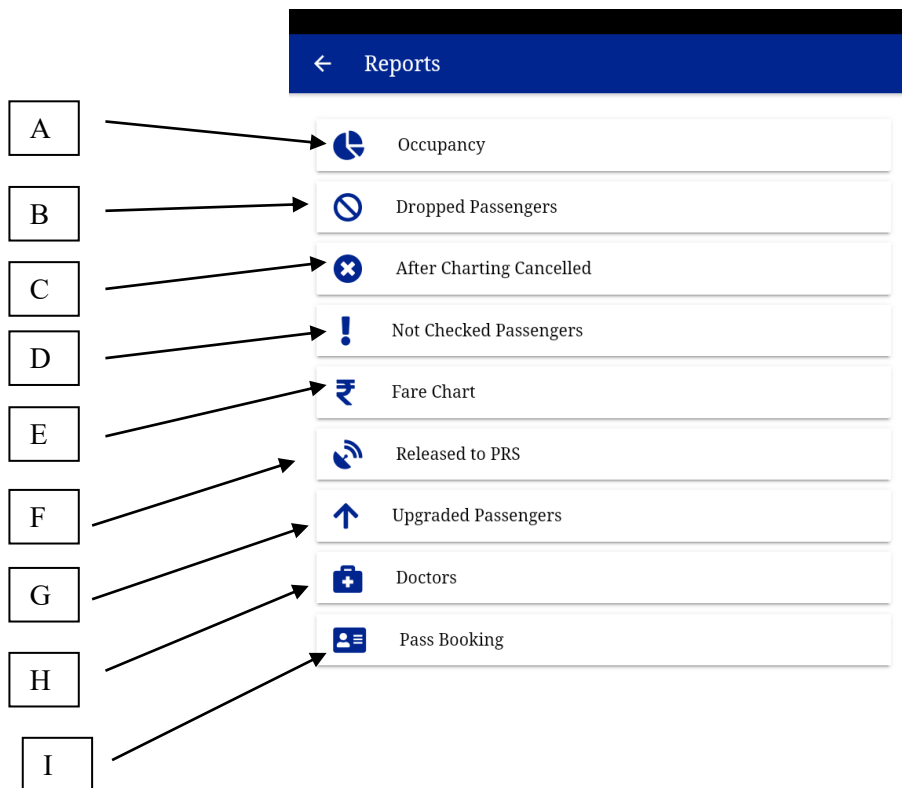
The bottom navigation bar is blue and contains two buttons: 'NEW CHART/DUTY' and 'VIEW CHART'. A camera icon is overlaid on the bottom right of the screen, pointing to a callout box labeled 'QR Scan Ticket'. Callout boxes with arrows point to various features: 'Menu Button' (points to the menu icon), 'Auto Data Pull' (points to the clock icon), 'Data Sync' (points to the cloud with download icon), 'Data Push' (points to the cloud with upload icon), 'Data Pull' (points to the refresh icon), and 'Berth Release to PRS' (points to the share icon).

To See the Menu, Click on the menu button, subsequently following drop-down menu pops up:

1. **Auto data pull button:** (green means enabled), it fetches data from server after every 15 min.
2. **Data pull button:** Fetches differential data from HHT server.
3. **Data push button:** Sends the updated client data to HHT server.
4. **Data sync button:** will first push client data to the server and then pull the data from server.
5. **Berth Release to PRS:** It sends unoccupied berths released due to passenger absence from HHT device to PRS server.



A.	Go back to the home page (that seen just after success full login).
B.	To scan QR code from Paper -ticket.
C.	To see the chart page, for checking.
D.	To view all vacant berths, coach-wise.
E.	To allot seats to Without Ticket passengers/pass-holders etc. through Paper EFT.
F.	To see EFT issued by user.
G.	To see the complete waiting list of passengers, class-wise. They can also be allotted vacant berths, from here.
H.	For RAC allotment.
I.	To see all various reports.
J.	To provide pass booking ticket to pass-holders.
K.	To reassignment of the un-manned coach of user by TS.
L.	To view the all user and the reassigned coaches
M.	To view the all symbol and sign which are using in HHT application.
N.	TTE, scan give the feedback to HHT Application in this Page
O.	To logout from the application.
P.	To scan ticket from the application.



To See the Reports Menu, Click on the Reports button, and then the Following drop-down main menu appears:

A.	To see the complete occupancy in the train coach-wise, class-wise and total between each pair of ISLs. User can use filter for all, turn-up, not turn-up and not checked passenger.
B.	To see the list of those waiting list e-ticket passengers who's PNR have been dropped while charting.
C.	To view the list of those passengers whose tickets have been cancelled after charting.
D.	To view the list of passengers who have not been checked by the TTE as yet.
E.	To View the list of Fares
F.	After NT the passenger those vacant berths send to PRS. By tap on release vacant berths icon
G.	To view list of passengers who had upgraded berth.
H.	To view the details of all the doctor passengers in all the coaches assigned to the current TTE.
I.	To view the list of issued pass booking ticket to the passengers.
J.	To view the current status of running trains.

Passenger chart page

Click 'view chart', in the drop-down menu:

The screenshot shows a mobile application interface for a passenger chart. At the top, there is a blue header bar with a back arrow, a dropdown menu showing '[ALL] A1', and a search icon. Below the header, there are two dropdown menus for 'Boarding' (NDLS, CNB, ON...) and 'Deboarding' (CNB, ON, ASH, B...). A row of tabs includes 'ALL', 'NC', 'TU', 'NT', 'CAN', 'CURR', and 'RAC'. Below the tabs is a row of 18 circular icons labeled A1 through S6. The main area contains a list of 8 passengers, each with a circular number, name, ID, and status. A 'Save' button is located at the bottom right. Callouts A through K point to various elements: A (header), B (ALL tab), C (CURR tab), D (A1 icon), E (A2 icon), F (A3 icon), G (Save button), H (A4 icon), I (Save button), J (Search icon), K (Boarding dropdown).

Passenger ID	Name	ID	Status
1	JAGAN NATH JHA M69- E- ~	2150994511 0-	NDLS-DBG SS--
2	RAVINDRA KUMAR M56- E- ~	2726114789 EPRPAS -	NDLS-MFP ----
3	LALITA DEVI F59- E- ~	2150994511 0-	NDLS-DBG SS--
4	SHRESHTHA SINGH F20- E- ~	2726114789 EPRPAS -	NDLS-MFP ----
6	KUMKUM DEVI F46- E- ~	2827328353 0-	NDLS-DBG ----
7	DIVYA JHA F47- E- ~	2507000954 0-	NDLS-DBG SS--
8	RAVI PRAKASH M35- E- ~	2345168195 0-	NDLS-CPR ----

A.	To Select the deboarding stations of the passengers.
B.	(All)To View all the Passengers of the Coach
C.	(CUR)To View all the Current Passengers in the Coach
D.	(NC)To View All the not checked Passengers in the coach
E.	To view all RAC Passengers list
F.	(TU)To View All the turned up Passengers in the Coach
G.	Coaches IDs
H.	(NT)To View all the Not turned up Passengers in the Coach
I.	Save button: clicking on this button would show two more options as in the next screenshot, to save the changed attendance.
J.	To search passenger details by their PNR/Name.
K.	To Select the boarding stations of the passengers.
L.	To get details of after charting cancelled passengers.

Save Passenger Page

Passenger ID	Name	ID	Status
1	JAGAN NATH JHA M69- E- ~	2150994511 0 -	NDLS-DBG SS---
2	RAVINDRA KUMAR M56- E- ~	2726114789 EPRPAS -	NDLS-MFP ----
3	LALITA DEVI F59- E- ~	2150994511 0 -	NDLS-DBG SS---
4	SHRESHTHA SINGH F20- E- ~	2726114789 EPRPAS -	NDLS-MFP ----
6	KUMKUM DEVI F46- E- ~	2827328353 0 -	NDLS-DBG ----
7	DIVYA JHA F47- E- ~	2507000954 0 -	NDLS-DBG SS---
8	RAVI PRAKASH M35- E- ~	2345168195 0 -	ND ----

To preview the changes of the passenger before save TU/NT information of the passenger.

To save TU/NT information of the passenger.

Cancel saving this information and return to the chart checking page.

To undo the changes.

When this information gets saved, vacant berths get generated and the passengers marked NT and TU would get locked, no changes would be accepted after this for those passengers. Only those marked NC would be open for change.

Vacant Berths

To view all berths vacant go to menu page and click on vacant berth button.

BERTH_NO	CLASS	SRC	DEST	REASON
39	3A	CNB	DBG	C
58	3A	CNB	ASH	V
59	3A	CNB	ASH	V
60	3A	CNB	ASH	V
61	3A	CNB	ASH	V
64	3A	CNB	ASH	V
65	3A	CNB	ASH	V
66	3A	CNB	ASH	V

A.	Coach ID tab: select the coach ID to see the vacant berths in that coach. The blue colored number on the top shows the number of berths vacant in that coach.
B.	Shows the list of vacant berths in the selected coach.

After-Charting Cancelled Passengers List (Go to Reports Menu page)

This page would display, if any, the list of all the passengers whose tickets have been cancelled after charting. This would not include the e-ticket waiting list dropped passengers.

A cancelled passengers list is loaded every hour after departure of the train. This page is updated after every refresh (if new passengers have been cancelled).

← Cancelled After-Charting			
COACH BN	PNR	NAME S/A	BRD DEST
B1 39	2513146817	RANJEET K SINGH M34	NDLS DBG
B2 63	2150051189	BHUPENDRA KUMAR M34	NDLS DBG
B4 39	2251178494	TUNTUN CHAUDHRI M35	NDLS SV
B4 55	2350771839	MD RAYIS M39	NDLS SV

RAC Allocation Page (Go to View Chart & select RAC allocation tab)

To allot seats to RAC Passengers, first open the view chart page and mark the attendance Of RAC to present & Save.

The screenshot displays the RAC Allocation Page. At the top, there is a navigation bar with a back arrow, the text "[RAC 144] A1", a search icon, and a button labeled "ALLOT BERTH & RELEASE". Below this, there are dropdown menus for "Boarding" (NDLS, CNB, ON...) and "Deboarding" (CNB, ON, ASH, B...). A filter bar shows tabs for "ALL", "NC", "TU", "NT", "CAN", "CURR", and "RAC" (which is selected). Below the filter bar, there are seat selection buttons for various cabin classes: A1, A2, B1, B2, B3, B4, B5, B6, H1, S1, S2, S3, S4, S5, and S6. The main content area lists passengers with their details:

Passenger ID	Name	Age	Gender	Passport No.	Origin	Destination	RAC Status
11	RANDHIR	28	M	2827328353	NDLS	DBG	-
	M28- E- ~			0 -		RC--	
11	NIDHI	28	M	2827328353	NDLS	DBG	-
	M24- E- ~			0 -		RC--	
17	MANJU JHAM	22	F	2247220018	NDLS	SPJ	-
	F52- Y- -			9591590 -		RC--	
17	HUKAMCHAND	22	M	2247220018	NDLS	SPJ	-
	M58- Y- -			9591590 -		RC--	
23	VISHAL JHAMB	22	M	2247220018	NDLS	SPJ	-
	M25- Y- -			9591590 -		RC--	
23	PREM NATH JHA	23	M	2347431276	NDLS	DBG	-
	M47- E- ~			0 -		RC--	

A "Save" button is located at the bottom right of the passenger list.

In this case mark RAC passengers as TU in main chart page. After TU check is there any NT or vacant berth available to allot RAC. If YES then click on Allot berth & release button.

← [ALL 1638] A1
ALLOT BERTH & RELEASE
🔍

Boarding NDLS, CNB, ON... ▾ Deboarding CNB, ON, ASH, B... ▾

ALL NC TU NT CAN CURR RAC

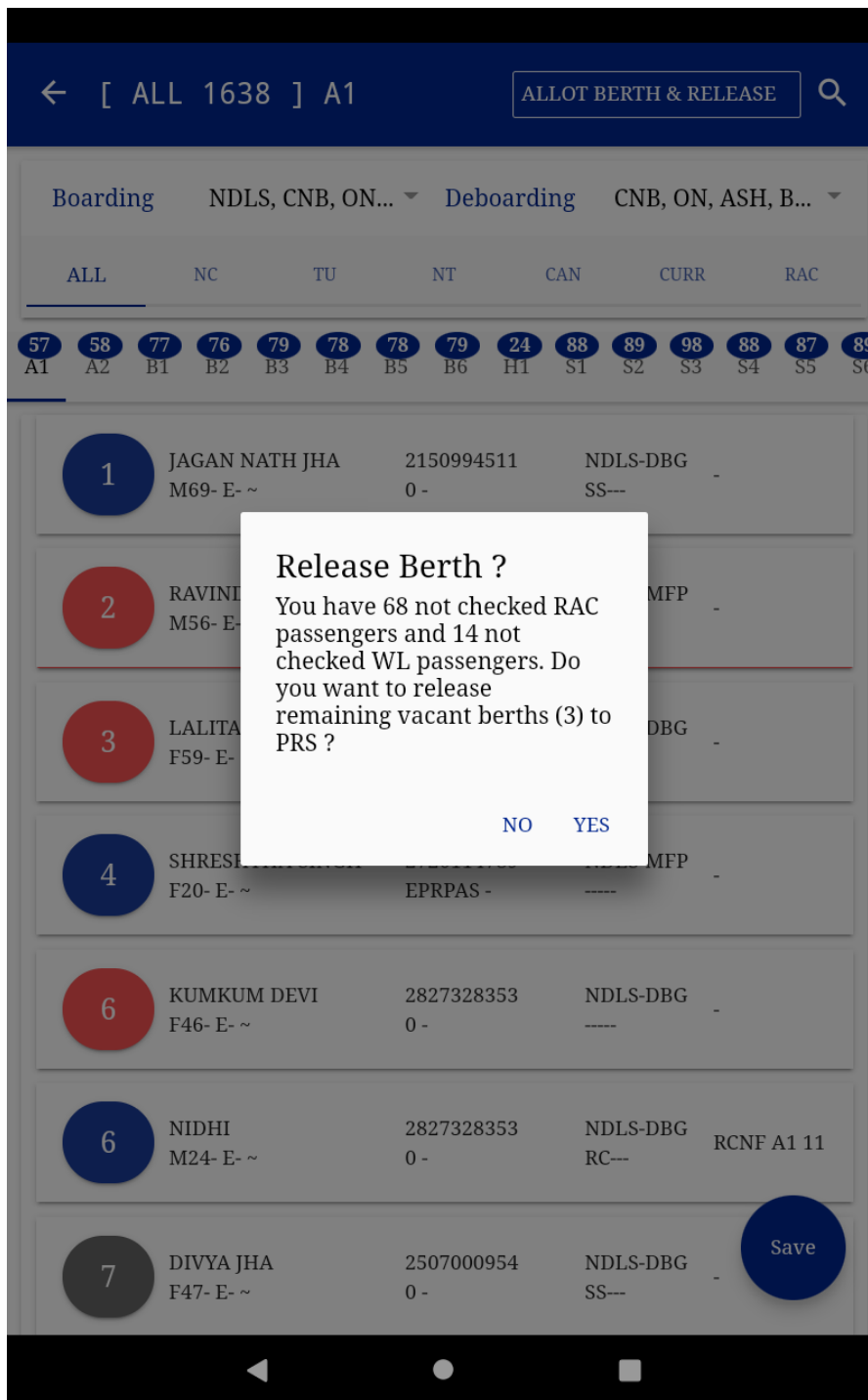
57 A1
 58 A2
 77 B1
 76 B2
 79 B3
 78 B4
 78 B5
 79 B6
 24 H1
 88 S1
 89 S2
 98 S3
 88 S4
 87 S5
 89 S6

1	JAGAN NATH JHA M69- E- ~	2150994511 0 -	NDLS-DBG SS---
2	RAVINDRA KUMAR M56- E- ~	2726114789 EPRPAS -	NDLS-MFP ----
3	LALITA DEVI F59- E- ~	2150994511 0 -	NDLS-DBG SS---
4	SHRESHTHA SINGH F20- E- ~	2726114789 EPRPAS -	NDLS-MFP ----
6	KUMKUM DEVI F46- E- ~	2827328353 0 -	NDLS-DBG ----
7	DIVYA JHA F47- E- ~	2507000954 0 -	NDLS-DBG SS---
8	RAVI PRAKASH M35- E- ~	2345168195 0 -	NDLS-CPR ----

Save

Click on this button to allot RAC automatically

When you click on allot berth & release button then RAC berth will be allotted then a pop-up would be appear to release remaining berth to PRS. If you want to release berth to PRS then click on YES.



You can verify the RAC allotment has done in coach.

← [ALL 1638] A1
ALLOT BERTH & RELEASE
🔍

Boarding NDLS, CNB, ON... ▾ Deboarding CNB, ON, ASH, B... ▾

ALL NC TU NT CAN CURR RAC

57 58 77 76 79 78 78 79 24 88 89 98 88 87 89
A1 A2 B1 B2 B3 B4 B5 B6 H1 S1 S2 S3 S4 S5 S6

1	JAGAN NATH JHA M69- E- ~	2150994511 0 -	NDLS-DBG SS---	-
2	RAVINDRA KUMAR M56- E- ~	2726114789 EPRPAS -	NDLS-MFP ----	-
3	LALITA DEVI F59- E- ~	2150994511 0 -	NDLS-DBG SS---	-
4	SHRESHTHA SINGH F20- E- ~	2726114789 EPRPAS -	NDLS-MFP ----	-
6	KUMKUM DEVI F46- E- ~	2827328353 0 -	NDLS-DBG ----	-
6	NIDHI M24- E- ~	2827328353 0 -	NDLS-DBG RC---	RCNF A1 11
7	DIVYA JHA F47- E- ~	2507000954 0 -	NDLS-DBG SS---	-

Save

RAC has confirmed

You can also verify in RAC Page.

The screenshot shows the 'RAC 145' page in the HHT application. At the top, there is a navigation bar with a back arrow, the text '[RAC 145] A1', a search icon, and a button labeled 'ALLOT BERTH & RELEASE'. Below this, there are filters for 'Boarding' (NDLS, CNB, ON...) and 'Deboarding' (CNB, ON, ASH, B...). A row of tabs includes 'ALL', 'NC', 'TU', 'NT', 'CAN', 'CURR', and 'RAC'. A row of berth icons shows A1 through S6, with A1 through B6 marked with '8' and S1 through S6 marked with '14'. The main list contains the following entries:

Passenger ID	Name	Age	Gender	PNR	Origin	Destination	Current Status	Target Status
6	NIDHI	28	F	2827328353	NDLS	DBG	RCNF A1 11	RCNF A1 11
11	RANDHIR	28	M	2827328353	NDLS	DBG	RCNF	RCNF
11	NIDHI	28	F	2827328353	NDLS	DBG	RCNF A1 6	RCNF A1 6
17	MANJU JHAM	22	F	2247220018	NDLS	SPJ	-	-
17	HUKAMCHAND	22	M	2247220018	NDLS	SPJ	-	-
23	VISHAL JHAMB	22	M	2247220018	NDLS	SPJ	-	-
23	PREM NATH JHA	23	M	2347431276	NDLS	DBG	-	-

A box labeled 'RAC Confirmed' has an arrow pointing to the '11' in the second row of the list. A 'Save' button is visible at the bottom right of the list.

Search Page

You can search PNR or Passenger name in chart

Search Page
✕

🔍

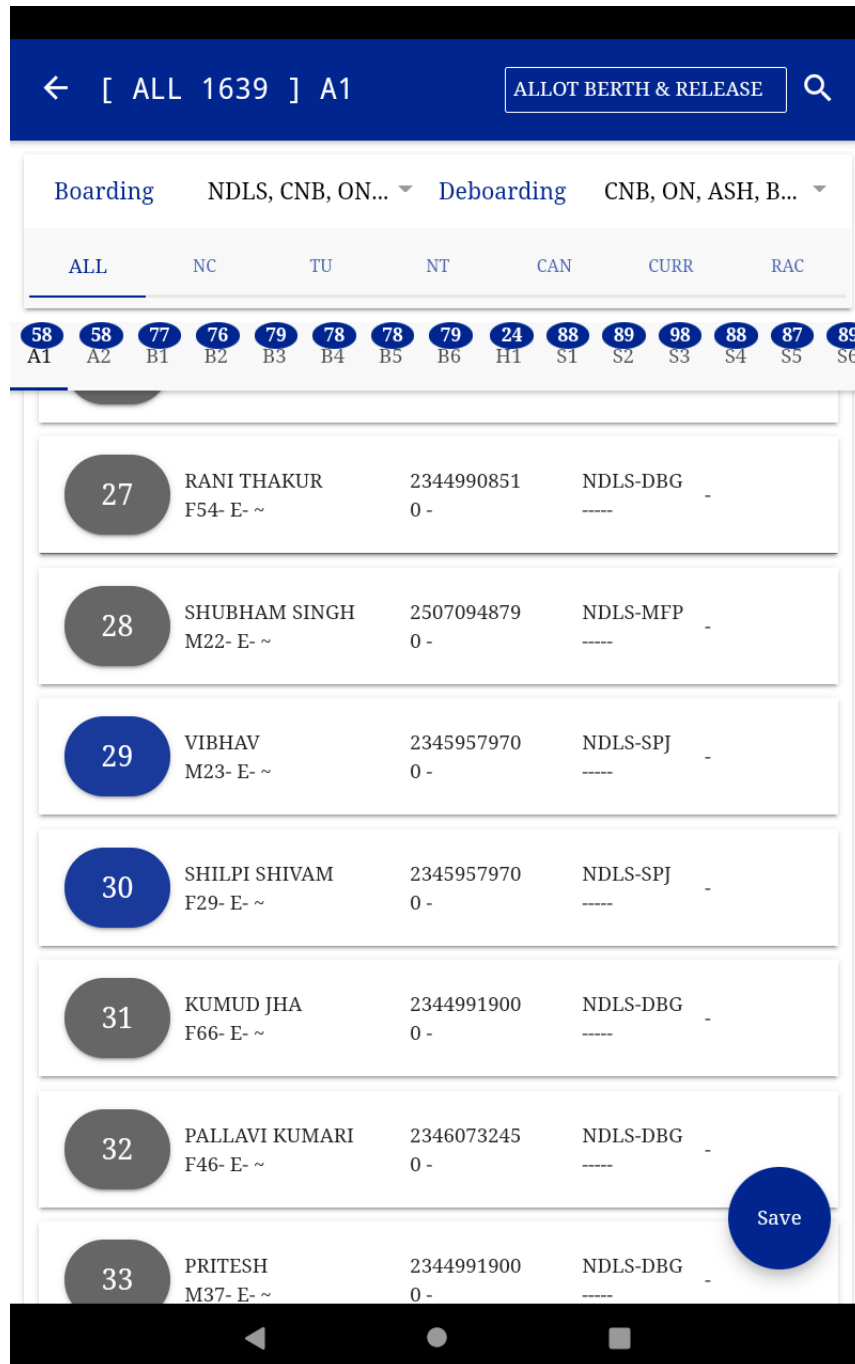
S5 9	2827553521 0	GEETA DEVI F65 E SS	NDLS DBG	-
S5 12	2827553521 0	FUL KUMARI DEVI F46 E SS	NDLS DBG	-
A1 6	2827328353 0	KUMKUM DEVI F46 E --	NDLS DBG	-
A1 18	2827328353 0	KUMAR RISHABH M28 E --	NDLS DBG	-
A1 22	2827171089 0	ANSU DEVI F32 E --	NDLS DBG	-
A1 11	2827328353 0	RANDHIR M28 E RC	NDLS DBG	RCNF
B5 72	2827826455 0	RATAN KUMAR JHA M29 E --	NDLS DBG	-
A1 6	2827328353 0	NIDHI M24 E RC	NDLS DBG	RCNF / 11

CLOSE

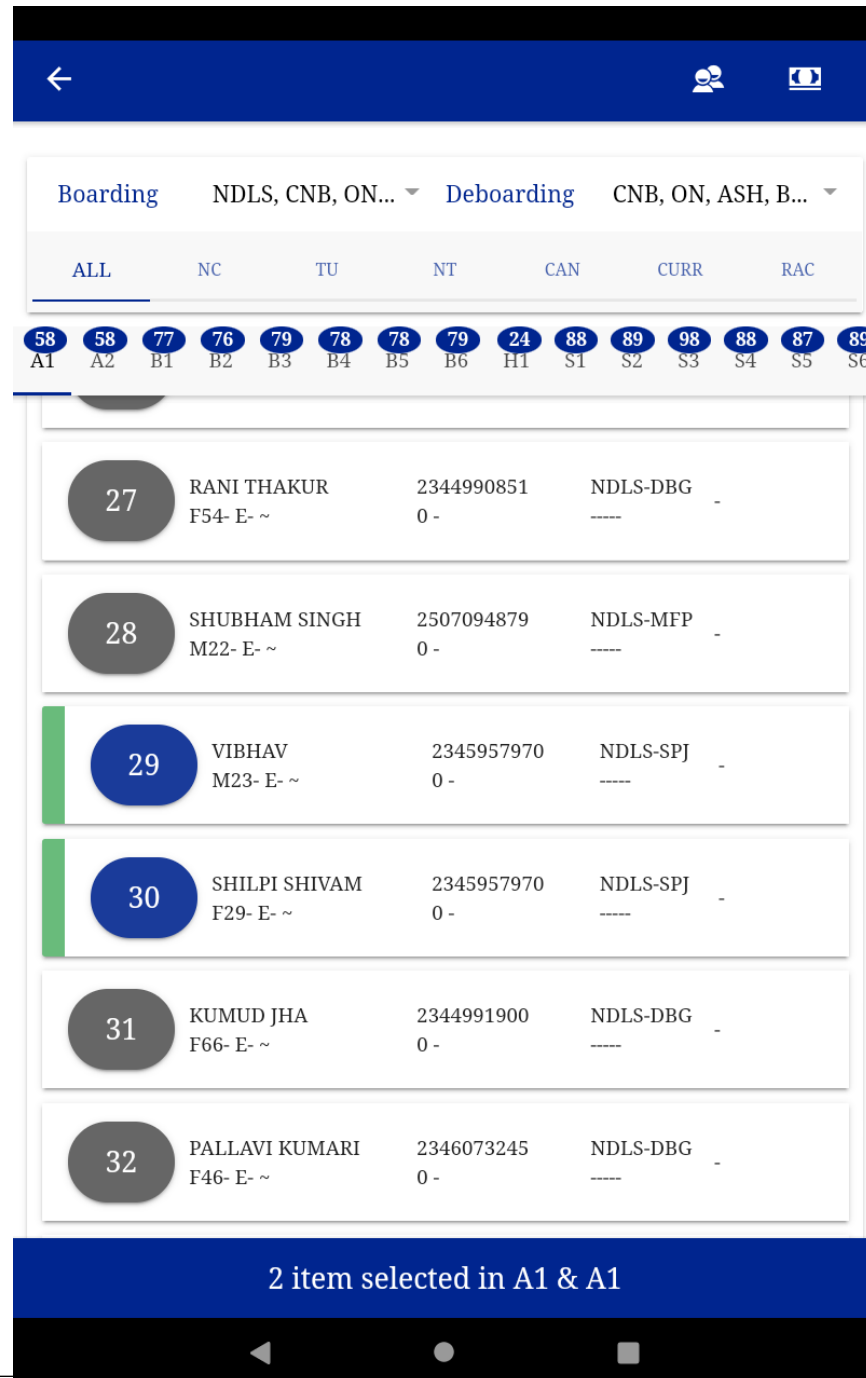
Mutual Shift

There are two types of mutual shift:-

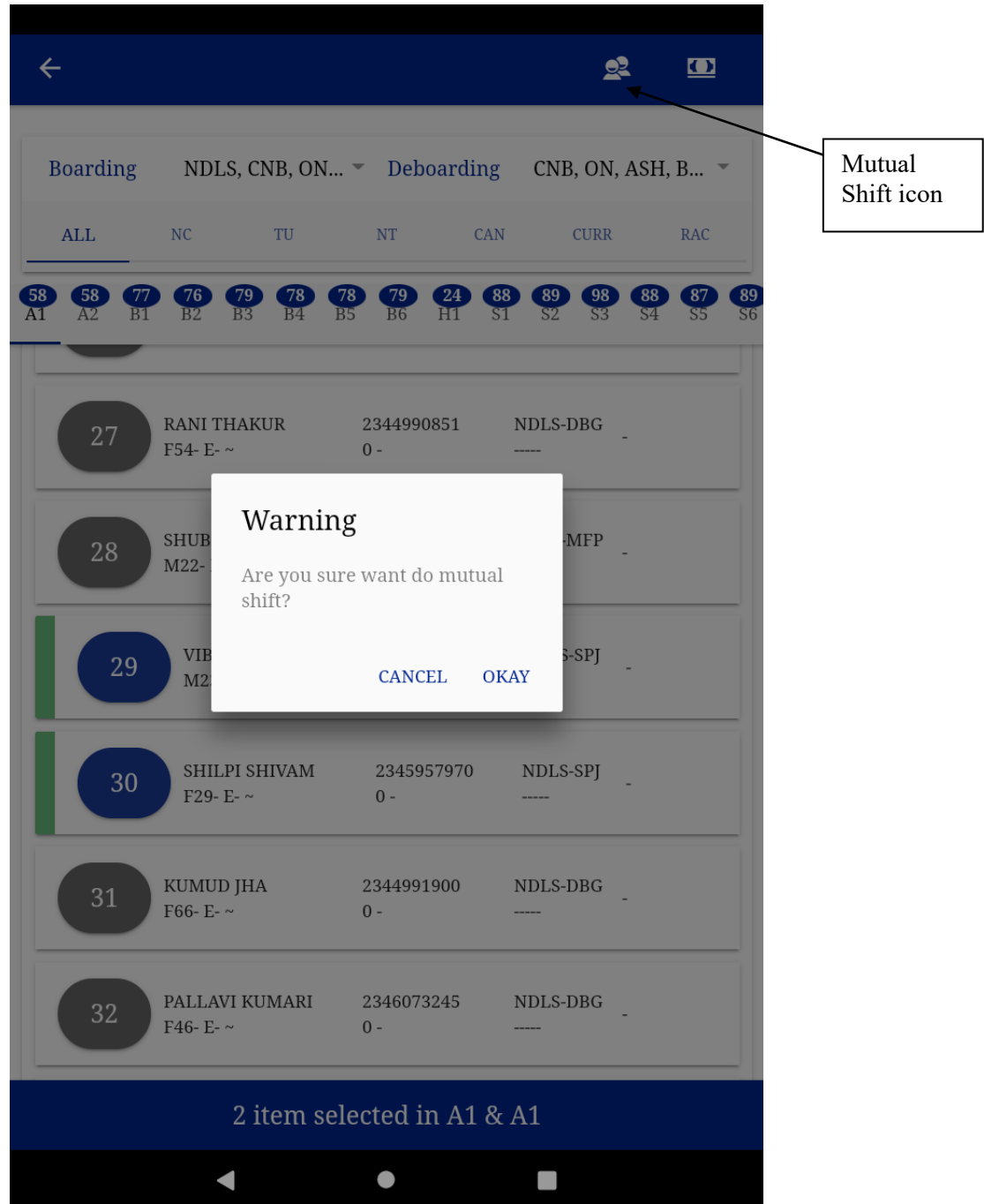
A-Same coach- While select two passenger in same coach by long press mutual shift option will be display on your tab screen .then click “Okay” both will be shift to each other different coach-Same sets in different coach.



Now select passenger for mutual shifting through long press at passenger till green line appears in front of passenger.



Now click at mutual shift icon at the top right of screen.
It shows a warning message as below, tap on Okay to go ahead else tap on cancel.



After successful shifting it appears on the chart as below.

The screenshot shows a mobile application interface for managing passenger berths. At the top, there is a navigation bar with a back arrow, the text "[ALL 1639] A1", a button labeled "ALLOT BERTH & RELEASE", and a search icon. Below this, there are dropdown menus for "Boarding" (NDLS, CNB, ON...) and "Deboarding" (CNB, ON, ASH, B...). A filter bar contains buttons for "ALL", "NC", "TU", "NT", "CAN", "CURR", and "RAC". A row of circular buttons represents different berth categories: A1, A2, B1, B2, B3, B4, B5, B6, H1, S1, S2, S3, S4, S5, and S6. The main content area displays a list of passengers with the following details:

Passenger ID	Name	Age	Gender	PNR	Origin Station	Destination Station	Remarks
28	SHUBHAM SINGH	2507094879	M	0-	NDLS-MFP	-	
29	VIBHAV	2345957970	M	0-	NDLS-SPJ	-SH A1 - 29	FO A1 - 30;
29	SHILPI SHIVAM	2345957970	F	0-	NDLS-SPJ	-SH A1 - 30	TO A1 - 29;
30	SHILPI SHIVAM	2345957970	F	0-	NDLS-SPJ	-SH A1 - 30	TO A1 - 29;
30	VIBHAV	2345957970	M	0-	NDLS-SPJ	-SH A1 - 29	TO A1 - 30;
31	KUMUD JHA	2344991900	F	0-	NDLS-DBG	-	
32	PALLAVI KUMARI	2346073245	F	0-	NDLS-DBG	-	

A blue circular "Save" button is located at the bottom right of the passenger list.

Normal Shift

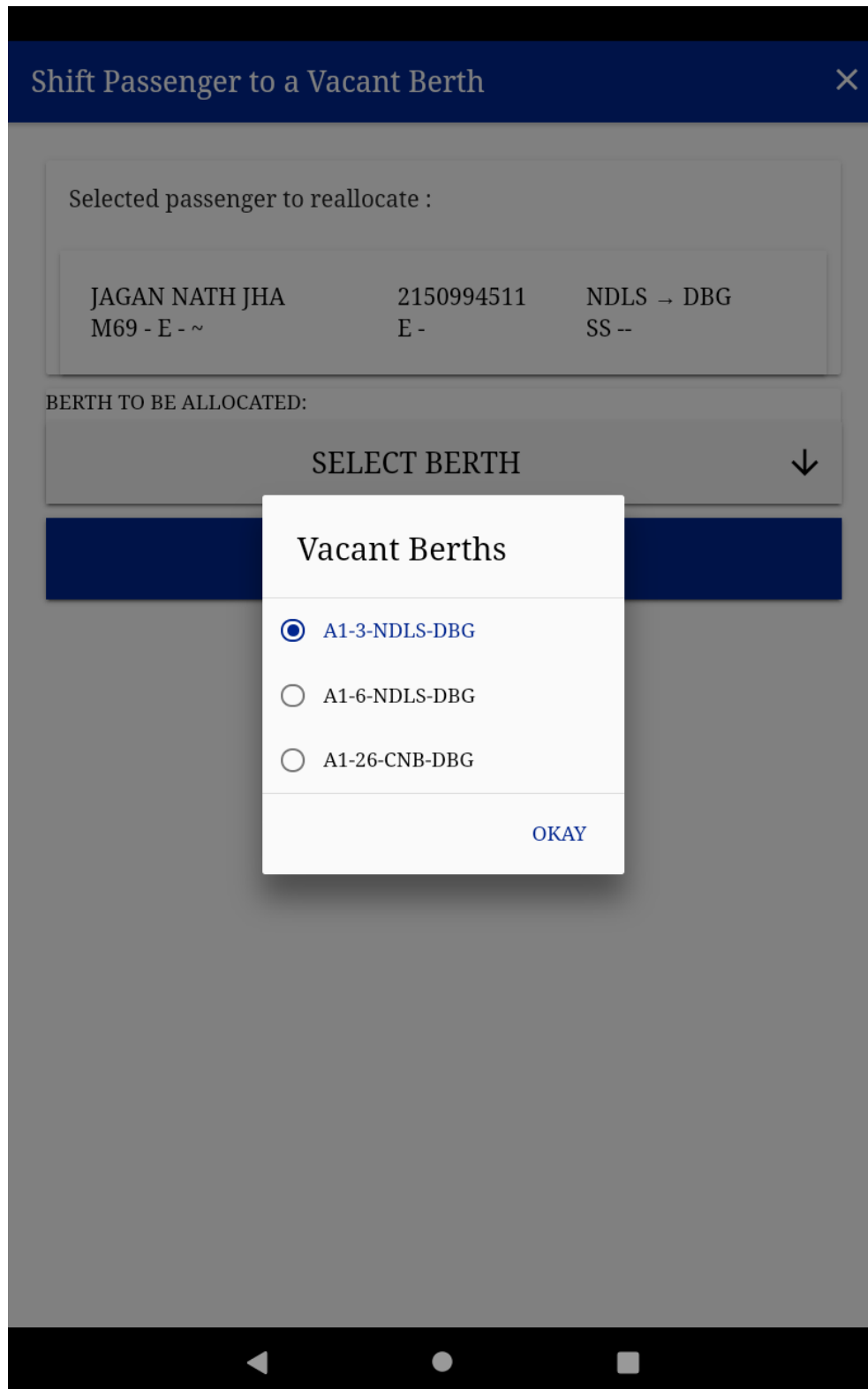
This option is used when passenger wants to sit on a seat other than his booked seat. The seat where He is shifted to must be vacant. This option is also used when a passenger gets down before his booked destination. To come to this page, click on 'Shift' button on the 'Coach Information' page.

Normal Shift Icon

Boarding	NDLS, CNB, ON...	Deboarding	CNB, ON, ASH, B...											
ALL	NC	TU	NT	CAN	CURR	RAC								
60 A1	58 A2	82 B1	76 B2	79 B3	78 B4	78 B5	79 B6	24 H1	88 S1	90 S2	98 S3	88 S4	87 S5	89 S6
1	JAGAN NATH JHA M69- E- ~	2150994511 0 -	NDLS-DBG SS--											
2	RAVINDRA KUMAR M56- E- ~	2726114789 EPRPAS -	NDLS-MFP ----											
3	LALITA DEVI F59- E- ~	2150994511 0 -	NDLS-DBG SS--											
4	SHRESHTHA SINGH F20- E- ~	2726114789 EPRPAS -	NDLS-MFP ----											
6	KUMKUM DEVI F46- E- ~	2827328353 0 -	NDLS-DBG ----											
7	DIVYA JHA F47- E- ~	2507000954 0 -	NDLS-DBG SS--											

1 item selected in A1

After selecting the passenger to be shifted tap on normal shift icon from the top pane.
Select the vacant berth in which passenger wants to re locate.
Click on Submit button to finalize the normal shifting.



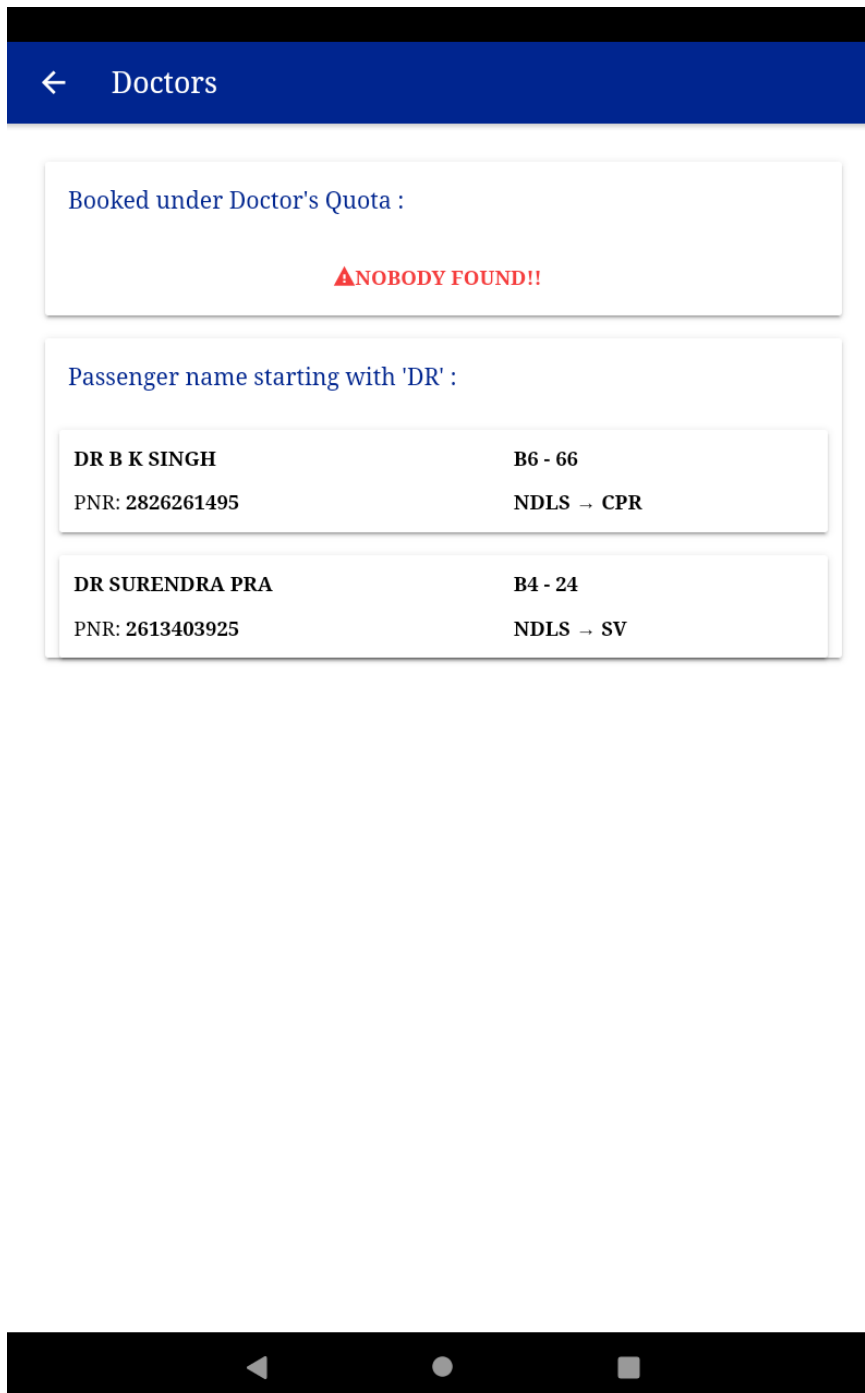
Main page appears as above after successful shifting.

The screenshot displays the main interface of the HHT application. At the top, there is a navigation bar with a back arrow, a filter menu showing '[ALL] A1', and a search icon. Below this is a header section with 'Boarding NDLS, CNB, ON...' and 'Deboarding CNB, ON, ASH, B...'. A secondary menu contains options: ALL, NC, TU, NT, CAN, CURR, and RAC. A row of circular icons represents different berth categories, with 'A1' selected. The main content area is a list of passenger records, each with a numbered circular icon, name, ID, and berth details. A 'Save' button is located at the bottom right of the list. A callout box with an arrow pointing to the third record contains the text 'Normal Shift done successfull'.

Passenger ID	Name	ID	Origin	Destination	Notes
1	JAGAN NATH JHA M69- E-~	2150994511 0-	NDLS-DBG SS--	-SH A1-1 TO A1-3;	
2	RAVINDRA KUMAR M56- E-~	2726114789 EPRPAS -	NDLS-MFP ----	-	
3	LALITA DEVI F59- E-~	2150994511 0-	NDLS-DBG SS--	-	
3	JAGAN NATH JHA M69- E-~	2150994511 0-	NDLS-DBG SS--	-SH A1 - 1 TO A1 - 3;	
4	SHRESHTHA SINGH F20- E-~	2726114789 EPRPAS -	NDLS-MFP ----	-	
6	KUMKUM DEVI F46- E-~	2827328353 0-	NDLS-DBG ----	-	
7	DIVYA JHA F47- E-~	2507000954 0-	NDLS-DBG SS--	-	Save

Doctors (Go to Reports Menu Page)

This page will display the list of all doctors, if any, in the current TTE's coaches.



Select Options on Long Press

On long press on any passenger you will get below options.

The screenshot displays the HHT application interface with the following elements:

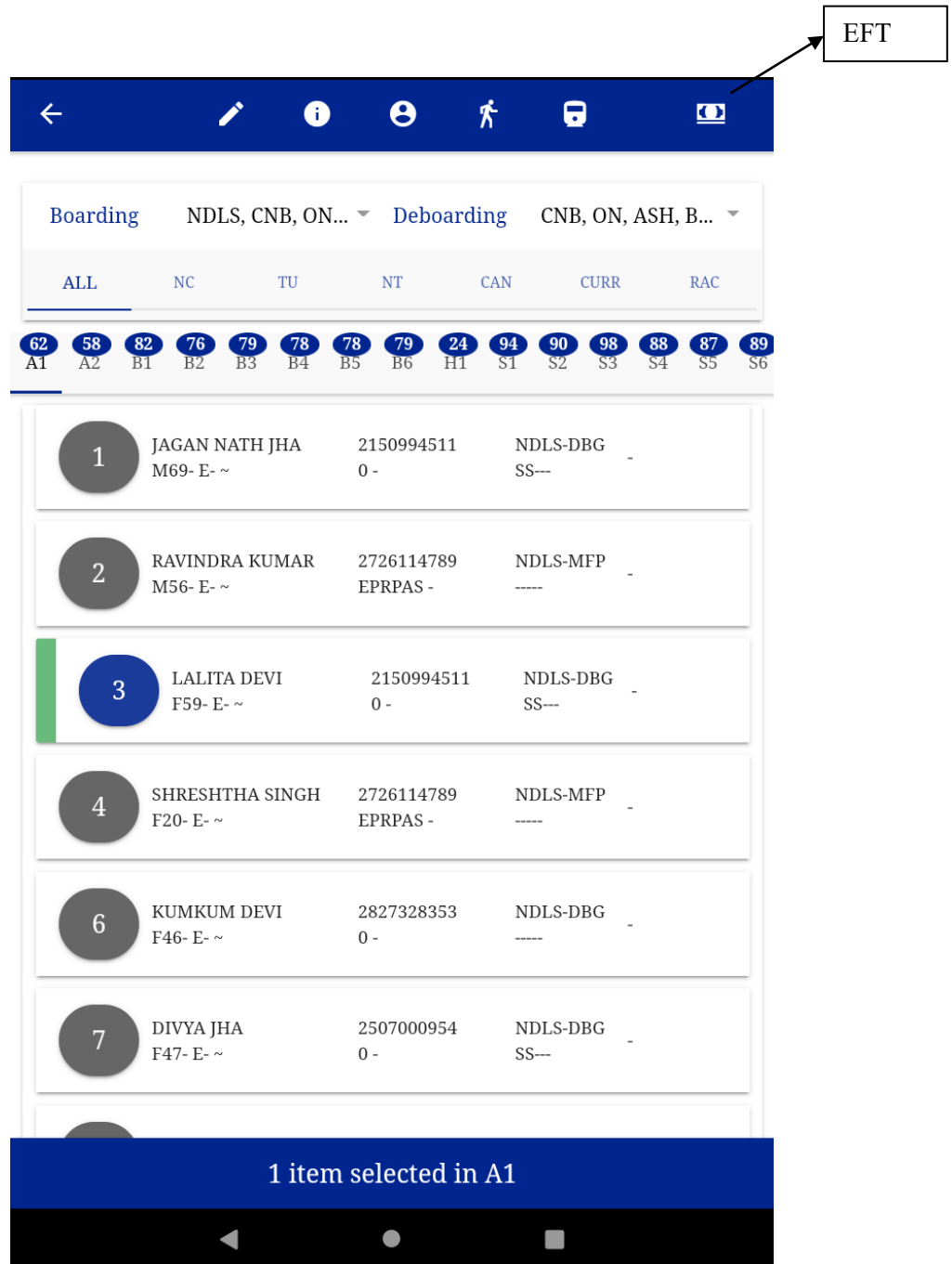
- Top Bar (A-F):** A dark blue navigation bar containing icons for back, edit, info, delete, person, boarding, and refresh. Arrows point from these icons to labels A through F.
- Boarding/Deboarding:** A section with dropdown menus for 'Boarding' (NDLS, CNB, ON...) and 'Deboarding' (CNB, ON, ASH, B...).
- Filter Tabs:** A row of tabs labeled ALL, NC, TU, NT, CAN, CURR, and RAC.
- Passenger List:** A list of passengers with columns for ID, Name, ID Number, and Station. The first passenger, JAGAN NATH JHA, is highlighted with a blue circle and a green bar on the left.
- Bottom Bar (G):** A dark blue bar at the bottom of the list area containing the text '1 item selected in A1'.

ID	Name	ID Number	Station
1	JAGAN NATH JHA M69- E- ~	2150994511 0 -	NDLS-DBG SS--
2	RAVINDRA KUMAR M56- E- ~	2726114789 EPRPAS -	NDLS-MFP ----
3	LALITA DEVI F59- E- ~	2150994511 0 -	NDLS-DBG SS--
4	SHRESHTHA SINGH F20- E- ~	2726114789 EPRPAS -	NDLS-MFP ----
6	KUMKUM DEVI F46- E- ~	2827328353 0 -	NDLS-DBG ----
7	DIVYA JHA F47- E- ~	2507000954 0 -	NDLS-DBG SS--

A	Back sign (using this button go to the back page)
B	To issue EFT against PNR.
C	Manual remark to the passenger
D	To change the boarding station of passenger.
E	Information of PNR
F	To change the got down station of passenger.
G	Normal shifting

To issue EFT against PNR (In detail):-

Long press the passenger and tap on the EFT icon at top right corner.



Fill the details in EFT then click on next button.

Manual Excess Fare Ticket

1 Journe... — 2 Passengers and Lu... — 3 Fare and Paym... — 4 Sum..

Reason of EFT

EFT Booklet F | 61 | 61 - 110 ▾

Train No. 12566 Collected at NDLS ▾

Reason*: UNBOOKED LUGGAGE ▾

Already held Tkt/Voucher/GC?

Type PRS ▾ Tkt No. 2150994511

From NDLS ▾ To DBG ▾ Class 2A ▾

EFT Details

From NDLS ▾ To DBG ▾ Class 2A ▾

Mobile Email

1 berth(s) available

PREVIOUS
NEXT

Payment page in EFT:

Manual Excess Fare Ticket

1 Journe... — 2 Passengers and Lu... — 3 Fare and Paym... — 4 Sum..

Fare Details

Fare :	0
Excess Fare :	0
Luggage Fare :	200
GST :	5
Total Fare:	205.00

Select Payment Method:

UPI QR Code

UPI

POS

CASH

SPOS

PREVIOUS
PREPARE EFT

EFT is prepared.

Manual Excess Fare Ticket

1 Journe... — 2 Passengers and Lu... — 3 Fare and Paym... — 4 Sum..

Summary

EFT No.	F - 61
Train	12566
Collected At	NDLS
Reason	UNBOOKED LUGGAGE
From Station	NDLS
To Station	DBG
Journey Class	2A
Total Fare	205.00
Pay Mode	CASH
Remarks	

CLOSE

Boarding NDLS, CNB, ON... Deboarding CNB, ON, ASH, B...
 ALL NC TU NT CAN CURR RAC
 62 58 82 76 79 78 79 24 94 90 98 88 87 89
 A1 A2 B1 B2 B3 B4 B5 B6 H1 S1 S2 S3 S4 S5 S6

1	JAGAN NATH JHA M69- E- ~	2150994511 0 -	NDLS-DBG SS---
2	RAVINDRA KUMAR M56- E- ~	2726114789 EPRPAS -	NDLS-MFP ----
3	LALITA DEVI F59- E- ~	2150994511 0 -	NDLS-DBG SS--- -UBL
4	SHRESHTHA SINGH F20- E- ~	2726114789 EPRPAS -	NDLS-MFP ----
6	KUMKUM DEVI F46- E- ~	2827328353 0 -	NDLS-DBG ----
7	DIVYA JHA F47- E- ~	2507000954 0 -	NDLS-DBG SS---
8	RAVI PRAKASH M35- E- ~	2345168195 0 -	NDLS-CPR ----

Save

EFT is made against selected passenger

EFT MIS

You can check how many EFTs has been prepared in EFT MIS section.

← EFT Transactions

EFT Number	Date	Reason	Class	From Stn	To Stn	Total Amt	Pay Mode
F - 62	21.11.22	WT	3A	NDLS	CNB	₹ 1,000	UPI
F - 63	21.11.22	WT	II	NDLS	CNB	₹ 450	UPI
C - 1100	22.11.22	WT	2A	NDLS	CNB	₹ 750	UPI
C - 1101	28.11.22	JE	2A	CNB	CPR	₹ 525	CASH
C - 1102	28.11.22	UBP	1A	NDLS	DBG	₹ 525	CASH
F - 61	29.11.22	UBL	2A	NDLS	DBG	₹ 205	CASH

Colour white indicates that the payment is not yet done.

UPI payments will be shown in grey colour.

Colour blue indicates that the payment is successful.

Cash payment will be shown in Yellow colour.

EFTNO	PNR No/ EFT No.
Reason	Reason for allotment(e.g. without ticket)
SRC	Select the source of the allotted from a drop-down list of ISL's
DEST	Select the destination of the allotted from a drop-down list of ISL's
COACH_ID	Select the coach where the seat is to be allotted from a drop-down list of coach ID's
Fare	Type in the actual journey fare
Excess Fare	Excess fare
GST	Type in the GST amount
Name	Type in the passenger full name
Age	Type in the passenger age
Sex	Select from drop-down list
Berth	Select the berth from the drop-down list. In case no berth is available and passenger travels in standing mode, select 'standing' from here.

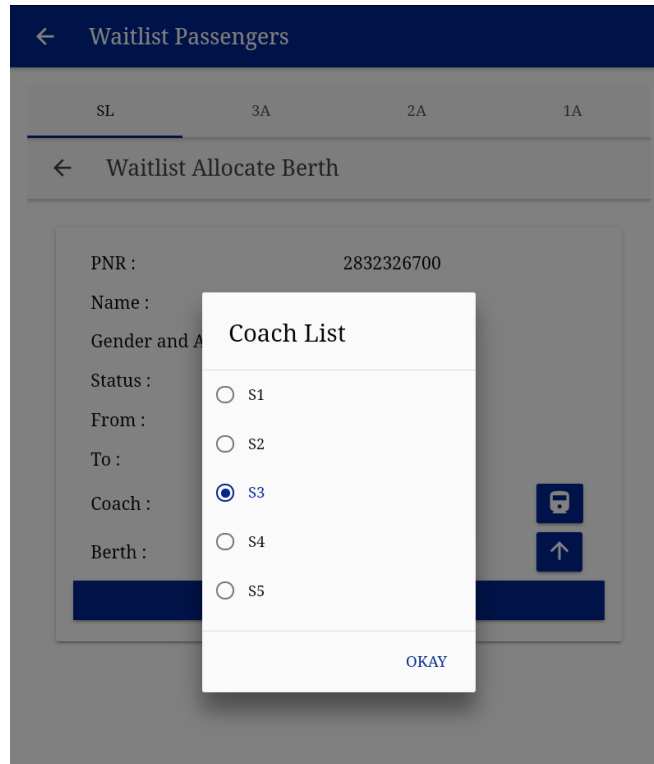
Waitlist Passenger List (Go to Menu Page):

To allot seats to a waitlist passenger, click anywhere on the row of the passenger entry.

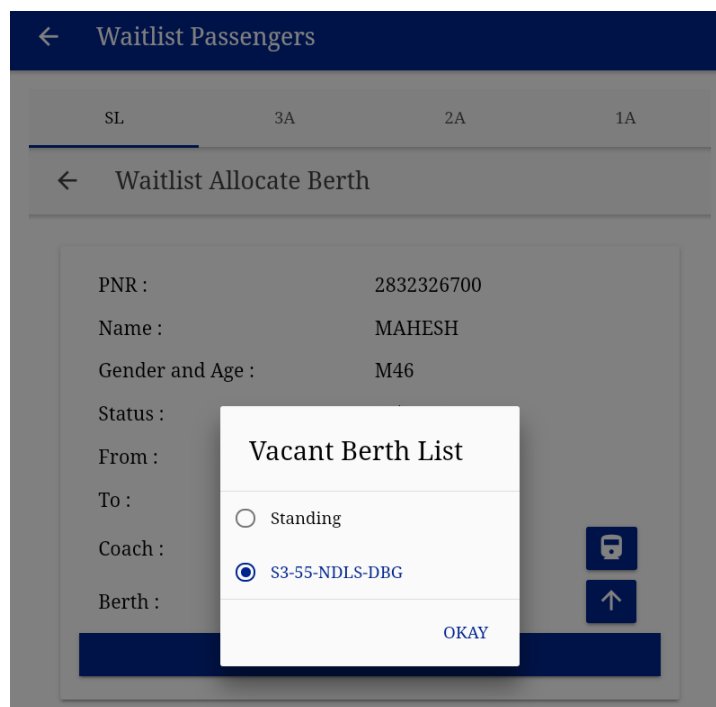
← Waitlist Passengers			
SL	3A	2A	1A
Fully Wait List Passengers :			
W/L (15) 26 2832326700	MAHESH M46	NDLS DBG	
W/L (16) 27 2832326700	KISH CHANDER M18	NDLS DBG	
W/L (6) 50 2244992212	MANDIP PANDEY M20	NDLS CPR	
W/L (36) 57 2832327199	ARJUN KUMAR M25	NDLS SPJ	
W/L (37) 58 2832327199	ASHOK KR M28	NDLS SPJ	
W/L (38) 59 2832327199	GEETA F59	NDLS SPJ	
W/L (39) 60 2832327199	C SINGH M69	NDLS SPJ	
W/L (15) 64 2606961584	UTTAM PRASAD M47	NDLS SEE	

Following page would open for allotment of berth:

A. Select Coach.



B. Select vacant seat and tap on okay.



C. Berth is allotted to the passenger.

← [ALL 1642] S3
ALLOT BERTH & RELEASE
🔍

Boarding NDLS, CNB, ON... ▾ Deboarding CNB, ON, ASH, B... ▾

ALL NC TU NT CAN CURR RAC

58	77	76	79	78	78	79	24	91	89	99	88	87	89	493
W2	B1	B2	B3	B4	B5	B6	H1	S1	S2	S3	S4	S5	S6	W/L
53	PHOOL KUMARI DE F47- E- ~		2731524032 EPRPAS -		NDLS-CPR HO---									
54	ASHOK KUMAR MIS M47- Z- -		2832233260 EPTO -		NDLS-SEE HO---									
55	BHUMI F 9- - -		2344991054 40964788 -		NDLS-DBG RC--									
55	BANI F 8- - -		2344991054 40964788 -		NDLS-DBG RC--									
55	MAHESH M46- TQ-		2832326700 40731272 -		NDLS-DBG W/L-15		-WCNF W/L -1							
56	NAJRIN BEGUM F30- E- ~		2251440898 0 -		NDLS-DBG PT--									
57	LAXMAN MISHRA M56- E- ~		2613420884 0 -		NDLS-DBG HO---				<div style="background-color: #003366; color: white; border-radius: 50%; width: 40px; height: 40px; display: flex; align-items: center; justify-content: center; margin: 0 auto;">Save</div>					

Waiting Confirmed

Pass Booking (Go to Menu Page)

To allocate the berths to passenger having pass which is provided by Railways.

← Pass Booking Details

PASS NUMBER*: 127568

PASS TYPE*: DUTY PASS ▾

FROM : NDLS TO : ASH

Name	Age	Gender	Food	Coach	Berth
Passenger #1					
NISHA	54	MALE	VEG	A2	STANDING

ADD PASSENGER
REMOVE LAST

SUBMIT

← [ALL] A2 ALLOT BERTH & RELEASE

Boarding NDLS, CNB, ON... Deboarding CNB, ON, ASH, B...

ALL NC TU NT CAN CURR RAC

65 58 94 76 79 79 78 79 26 88 89 98 88 141 89
 A1 A2 B1 B2 B3 B4 B5 B6 H1 S1 S2 S3 S4 S5 S6

0	NISHA 54M- Z V - -	127568 127568 -	NDLS-ASH --DP	DUTY PASS
1	KRISHAN KUMAR M M80- NRF - -	2610298727 42082106 -	NDLS-DBG SS--	-
2	AKASH KUMAR M24- E - ~	2513405231 0 -	NDLS-SV TQ--	-
3	RITESH KUMAR M26- E - ~	2513389098 0 -	NDLS-ASH GN--	-
3	VIRENDER KUMAR M69- E - ~	2610984996 0 -	BNZ-MFP SS--	-
4	LAL BABU M54- E - ~	2732322177 0 -	NDLS-MFP TQ--	-
5	RAM KR PASWAN M30- E - ~	2832320744 0 -	NDLS-SPJ TQ--	-

Save

User can see duty pass booked passengers detail in view chart.

Then use allot berth button to give him the berth



After click on allot berth release button then seat will be auto allotted to duty pass passenger.

Boarding NDLS, CNB, ON... Deboarding CNB, ON, ASH, B...

ALL NC TU NT CAN CURR RAC

69 59 94 76 79 79 78 79 26 88 89 98 88 141 89
A1 A2 B1 B2 B3 B4 B5 B6 H1 S1 S2 S3 S4 S5 S6

0	NISHA 54M-Z V--	127568 127568--	NDLS-ASH --DP	ACNF A1 49
1	KRISHAN KUMAR M M80- NRF- -	2610298727 42082106 -	NDLS-DBG SS--	-
1	ASTUTI F11- E- ~	2346559656 0 -	NDLS-DBG RC--	RCNF A2 11
2	AKASH KUMAR M24- E- ~	2513405231 0 -	NDLS-SV TQ--	-
3	RITESH KUMAR M26- E- ~	2513389098 0 -	NDLS-ASH GN--	-
3	VIRENDER KUMAR M69- E- ~	2610984996 0 -	BNZ-MFP SS--	-
4	LAL BABU M54- E- ~	2732322177 0 -	NDLS-MFP TQ--	-

Save

69 59 94 76 79 79 78 79 26 88 89 98 88 141 89
A1 A2 B1 B2 B3 B4 B5 B6 H1 S1 S2 S3 S4 S5 S6

47	KRISHNA YADAV M30- Z- -	2513362781 MEDICL -	NDLS-CNB GN-ASH	-
47	MOHAMMAD IBRAHI M 1- E- ~	2350162226 0 -	ASH-DBG ----	-
48	DRISHTI F 5- E- ~	2145053514 0 -	NDLS-SPJ ----	-
49	LALMATI YADAV F60- Z- -	2513362781 MEDICL -	NDLS-CNB GN-ASH	-
49	NISHA 54M- Z V- -	127568 127568 -	NDLS-ASH --DP	ACNF A2 0
50	PRANAV GARG M20- E- ~	2832048669 0 -	NDLS-CNB GN-CNB	-
50	ROHIT K SINGH M36- E- ~	2512393447 0 -	CNB-DBG ----	-
51	SURYANSHU GOENK M20- E- ~	2832048669 0 -	NDLS-CNB GN-CNB	-
51	SUDHIR KUMAR M54- E- ~	2732169391 0 -	CNB-DBG TQ--	-

Save

Team Member (Go to Menu Page)

To view team members and assigned coaches.

← Team Members

Assigned Coaches :

HHTUSER5	A1,A2,B1,B2,B3,B4,B5,B6,H1,S1
HHTUSER6	S2,S3,S4,S5,S6

MODIFY ASSIGNMENT

Coach Assignment (Go to Menu Page)

For reassignment of the un-manned coach of user by TS.

← Coach Assignment

HHTUSER5 :

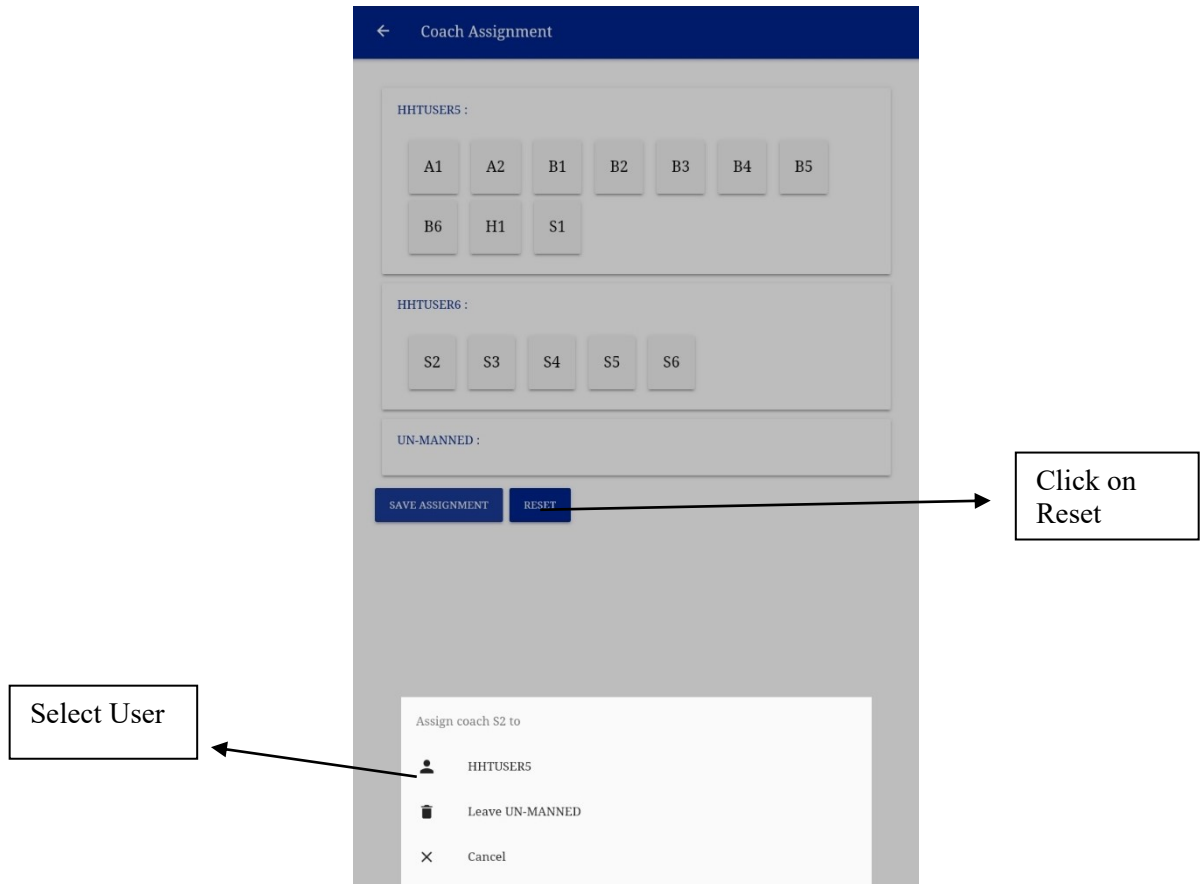
A1	A2	B1	B2	B3	B4	B5
B6	H1	S1				

HHTUSER6 :

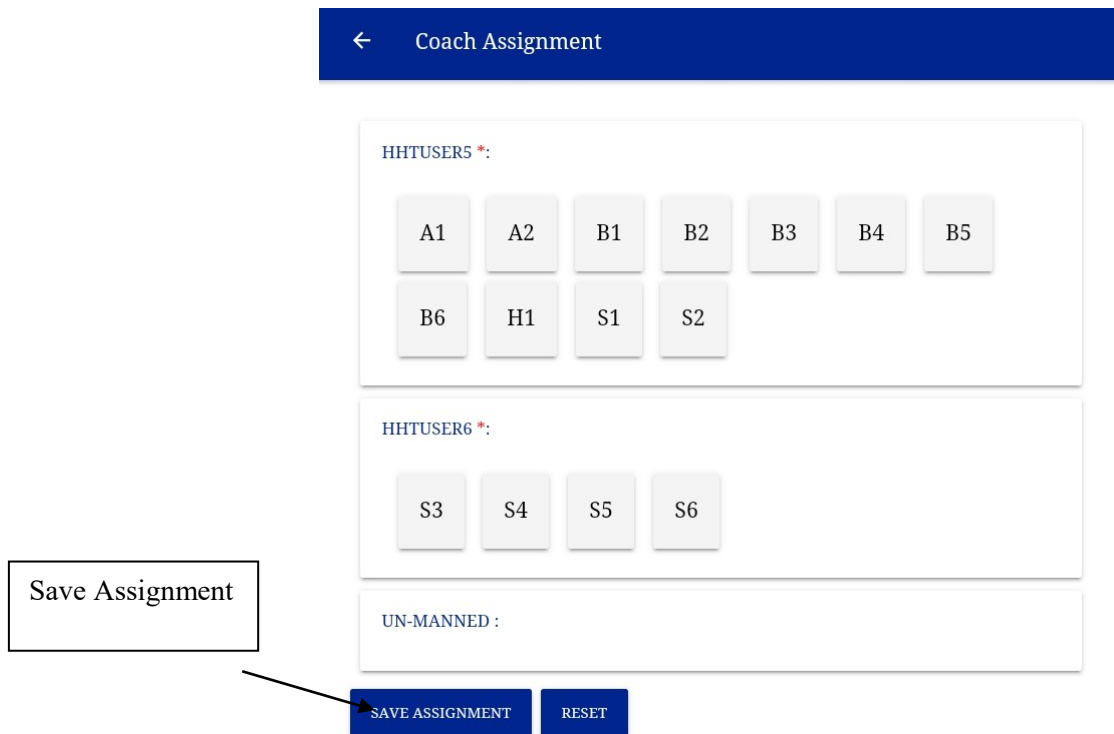
S2	S3	S4	S5	S6
----	----	----	----	----

UN-MANNED :

SAVE ASSIGNMENT RESET



Coaches Assigned Successfully



Occupancy (Go to Reports Menu Page)

To enable the TTE to provide the complete ISL-to-ISL occupancy to the catering manager after the end of each journey, this page has been provided.

This includes the number of passengers traveled between each set of ISL's, and includes only those pairs where at least one passenger has traveled.

This also includes the standing waitlist passengers, traveling RAC passengers as well as EFT allotted passengers.

The coach-wise, class-wise and totals are auto-calculated here. As well as user can view passenger-wise by using filter for turn-up, not turn-up and not checked passenger.

For selecting attendance type

1.

FROM-TO	Food	Denied	TOTAL
NDLS-CNB	0	2	2
NDLS-BNZ	0	3	3
NDLS-GKP	0	5	5
NDLS-DEOS	0	1	1
NDLS-SV	0	8	8
NDLS-CPR	0	5	5
NDLS-SEE	0	1	1
NDLS-MFP	0	12	12
NDLS-SPJ	0	1	1
NDLS-DBG	0	17	17
CNB-MFP	0	2	2
BNZ-DBG	0	1	1
DEOS-DBG	0	1	1
TOTAL	0	59	59

2.

FROM-TO	Food	Denied	TOTAL
NDLS-CNB	0	12	12
NDLS-ON	0	2	2
NDLS-GKP	0	1	1
NDLS-SV	0	6	6
NDLS-CPR	0	4	4
NDLS-HJP	0	6	6
NDLS-MFP	1	15	16
NDLS-SPJ	0	7	7
NDLS-DBG	0	17	17
TOTAL	1	70	71

Select attendance type

Fare Chart Page (Go to Reports Menu Page)

This page has been provided to enable the TTE to get Class wise complete ISL-to-ISL Fare Chart.

This includes Total Fare, Base Fare, Catering charges, Reservation Fee, Superfast fee, Meal Fee and GST.

←
Fare Chart

FARE CALCULATOR			FARE CHART						
Class	From	To	Total Fare	Base Fare	Catering	Res Fee	Sup. Fee	Mela Fee	GST
1A	NDLS	CNB	1815	1593	0	60	75	0	87
1A	NDLS	ON	1840	1617	0	60	75	0	88
1A	NDLS	ASH	2075	1841	0	60	75	0	99
1A	NDLS	BNZ	2100	1865	0	60	75	0	100
1A	NDLS	GKP	2760	2493	0	60	75	0	132
1A	NDLS	DEOS	2875	2603	0	60	75	0	137
1A	NDLS	SV	3030	2750	0	60	75	0	145
1A	NDLS	CPR	3160	2874	0	60	75	0	151
1A	NDLS	SEE	3275	2984	0	60	75	0	156
1A	NDLS	HJP	3320	3027	0	60	75	0	158
1A	NDLS	MFP	3410	3112	0	60	75	0	163
1A	NDLS	SPJ	3500	3198	0	60	75	0	167
1A	NDLS	DBG	3545	3241	0	60	75	0	169
2A	NDLS	CNB	1085	938	0	50	45	0	52
2A	NDLS	ON	1100	952	0	50	45	0	53
2A	NDLS	ASH	1250	1095	0	50	45	0	60
2A	NDLS	BNZ	1265	1109	0	50	45	0	61
2A	NDLS	GKP	1645	1471	0	50	45	0	79
2A	NDLS	DEOS	1710	1533	0	50	45	0	82
2A	NDLS	SV	1795	1614	0	50	45	0	86
2A	NDLS	CPR	1875	1690	0	50	45	0	90
2A	NDLS	SEE	1940	1752	0	50	45	0	93
2A	NDLS	HJP	1965	1776	0	50	45	0	94
2A	NDLS	MFP	2020	1829	0	50	45	0	96
2A	NDLS	SPJ	2070	1876	0	50	45	0	99
2A	NDLS	DBG	2100	1905	0	50	45	0	100
3A	NDLS	CNB	775	653	0	40	45	0	37
3A	NDLS	ON	790	667	0	40	45	0	38
3A	NDLS	ASH	895	767	0	40	45	0	43
3A	NDLS	BNZ	905	777	0	40	45	0	43

PRS Data Page (Go to Reports Menu Page)

After NT the passenger those vacant berths send to PRS. By tap on release vacant berths icon (**Remaining berths after clearing RAC, WL etc.**)

The screenshot displays the PRS Data Page in the HHT application. At the top, there is a dark blue navigation bar with a hamburger menu, the text 'HHT 2.7.2...', and several icons including a clock, a download icon, an upload icon, a refresh icon, and a share icon. Below the navigation bar, the train details are shown in a white box with a light blue border. The details include: Train No. 12506, Duty Station NDLS -> GKP, Coaches Assigned A1,A2,B1,B2,B3,B4,B5,B6,H1,S1,S2,S3,S4,S5,S6, Remote NDLS, CNB, ASH, Private Cash ₹ 1500, Last Load Time 28.11.2022 13:05:39, Last Synced Time, and Network Connected via 4g. Below this is a 'Chart status' section with a grid of berth categories and their counts: A1 (60), A2 (58), B1 (82), B2 (76), B3 (79), B4 (78), B5 (78), B6 (79), H1 (24), S1 (88), S2 (90), S3 (98), S4 (88), S5 (87), S6 (89), and W/L (493). The 'Chart Load info' section shows a table with columns for Remote, Chart, WL, Curr, Vac, and Fare, with values NDLS, Y, Y, Y, Y, and Y respectively. At the bottom, there is a 'Last Synced at' section with a checkmark icon and a camera icon. The bottom navigation bar is dark blue with two buttons: 'NEW CHART/DUTY' and 'VIEW CHART'.

Train No. : 12506

Duty Station : NDLS -> GKP

Coaches Assigned : A1,A2,B1,B2,B3,B4,B5,B6,H1,S1,S2,S3,S4,S5,S6

Remote : NDLS, CNB, ASH

Private Cash : ₹ 1500

Last Load Time : 28.11.2022 13:05:39

Last Synced Time :

Network : Connected via 4g

Chart status :

A1 (60)	A2 (58)	B1 (82)	B2 (76)
B3 (79)	B4 (78)	B5 (78)	B6 (79)
H1 (24)	S1 (88)	S2 (90)	S3 (98)
S4 (88)	S5 (87)	S6 (89)	W/L (493)

Chart Load info

Remote	Chart	WL	Curr	Vac	Fare
NDLS	Y	Y	Y	Y	Y

✓ Last Synced at :

NEW CHART/DUTY VIEW CHART

Tap on Release vacant birth icon after synchronization

Tap on forward icon to proceed.

BerthReleaseModal

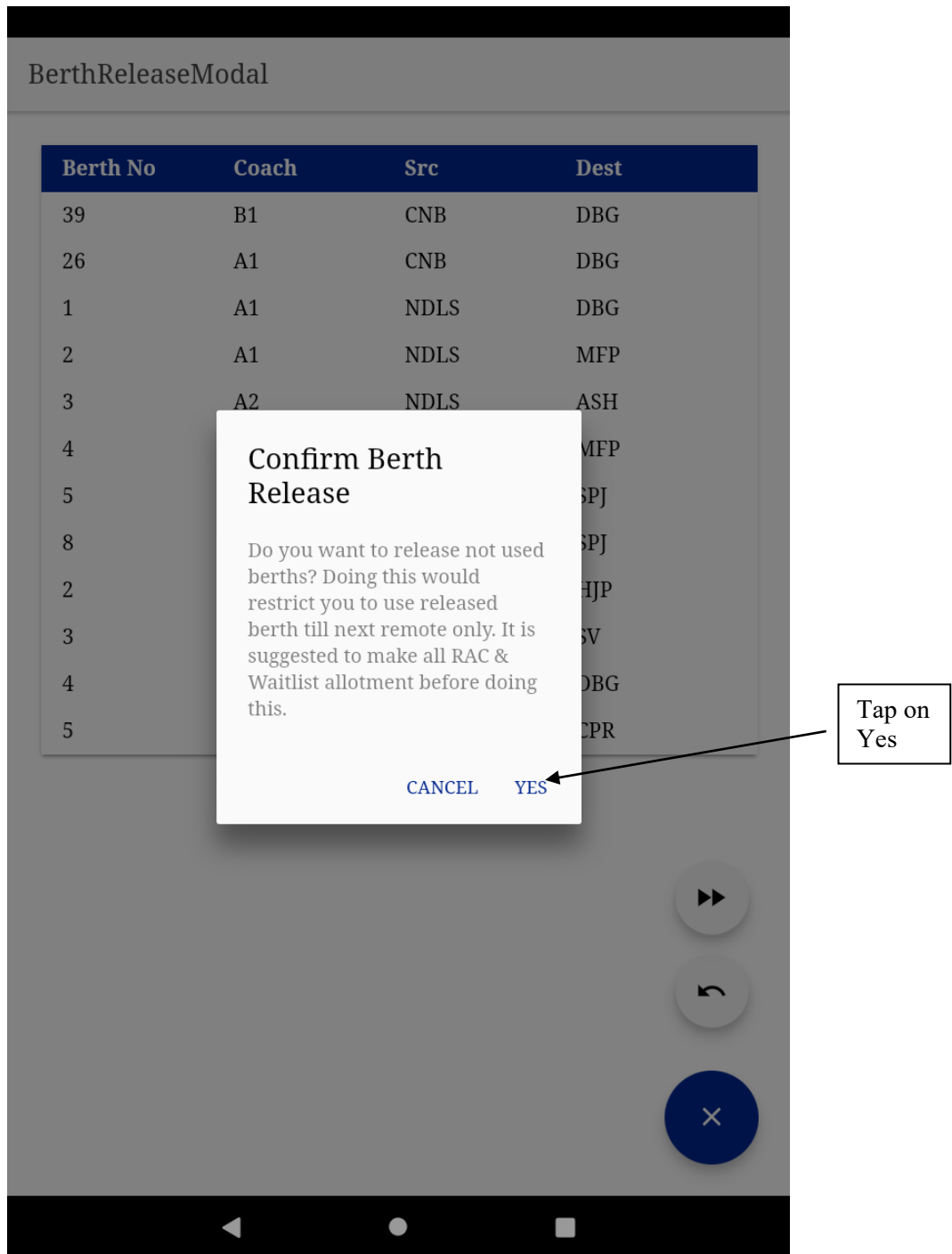
Berth No	Coach	Src	Dest
39	B1	CNB	DBG
26	A1	CNB	DBG
1	A1	NDLS	DBG
2	A1	NDLS	MFP
3	A2	NDLS	ASH
4	A2	NDLS	MFP
5	A2	NDLS	SPJ
8	A2	NDLS	SPJ
2	B1	NDLS	HJP
3	B1	NDLS	SV
4	B1	NDLS	DBG
5	B1	NDLS	CPR

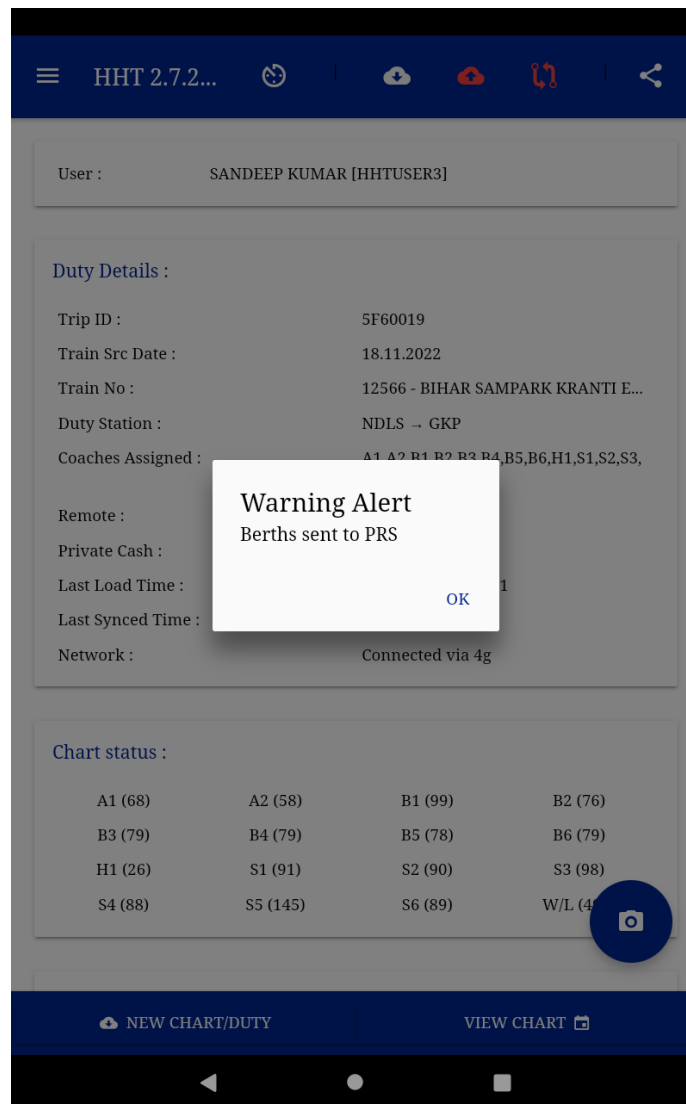


Forward
Icon



After tap to forward button a popup will show to confirmation.





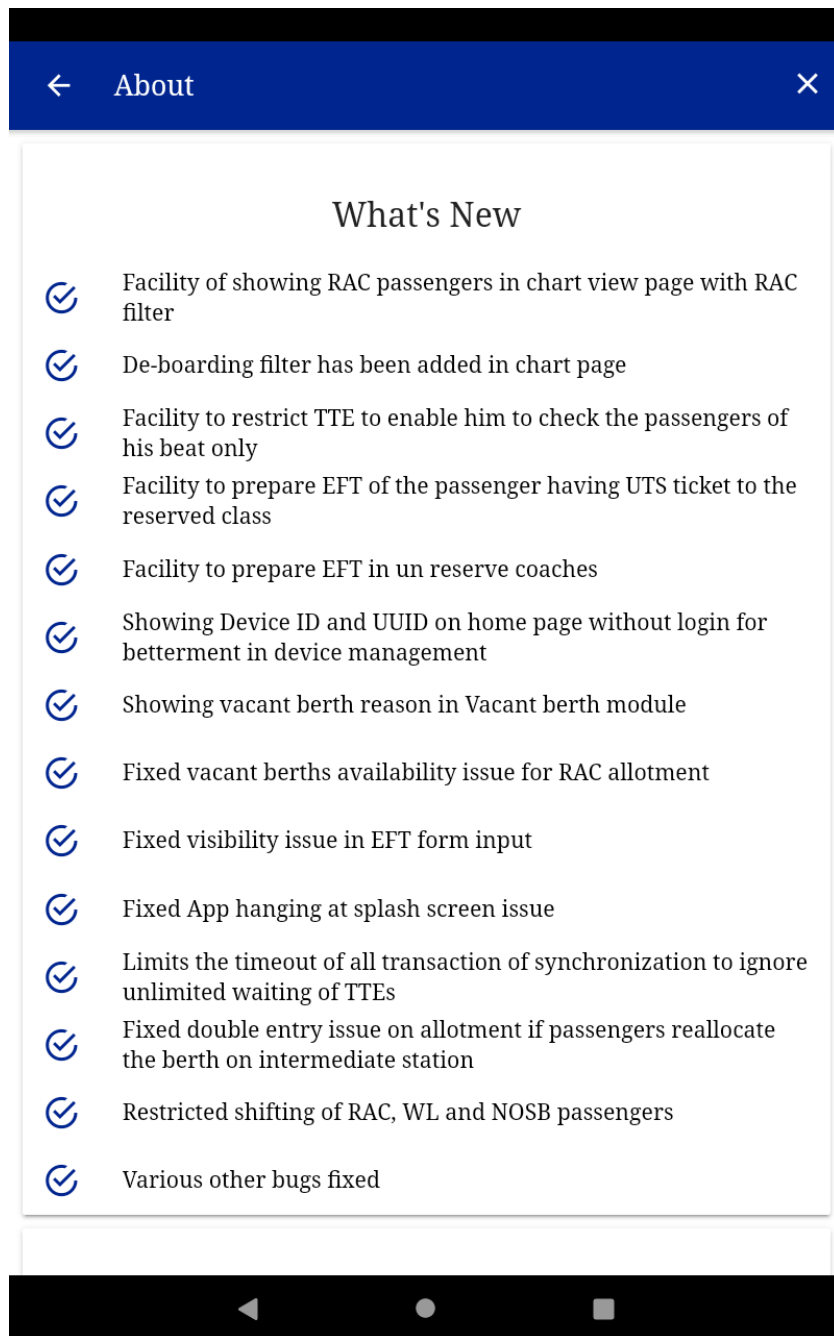
Pass Booking Page (Go to Reports Menu Page)

Pass Booking Page display the all information of those passengers which has been issue pass-booking ticket.

← Pass Booking Passengers			
PASS NO.	NAME AGE/GENDER	SRC DEST	COACH-BERTH
2452578	ABC 25M	NDLS ASH	A1 - NA
2452578	ABC 25M	NDLS ASH	A1 - 44

About Page (Go to Menu Page)

About Page display the all information related to App and all symbols information and meaning of symbols



 About

App Information

IMEI Number bc2debd579948408
13559753355182770000

UUID bc2debd579948408

Make & Model incar | T84G

App Version 2.7.2-berth-allot-3

os version 11

Release Date 21 Nov 2022

Hardware Serial No unknown
NaN

Remarks Symbols Information

SH Shifted

GA Got Down At

BA Boarded At

EFT EFT

WC Waitlist Confirm

WS Waitlist standing

ST Standing

RCNF RAC Confirm

← About
×

Symbols Information

🔄 Pull Differential Data	🕒 Auto Differential Pull Data
➡ Push Sync Data	↩ Vacant berth sent to PRS
🔄 Refresh page	👤 Mutual shift for passengers
👤 Normal shift for passengers	🚶 Got down passengers
🚪 Boarding passengers	🔄 Sync data
📄 Information of PNR	~ Etkt Passenger
📄 Save chart page in device	👁 Preview before save
E Etkt Passengers	V Veg Meal
C Credit card	Z Concession Ticket
ES Escorting Staff	\$ Original passenger upgraded
e Ticket lost	ENV Etkt Non Veg Passenger
P Pre bought Ticket	Y YTSK Booked Ticket
D Deny meal	NV Non Veg Food Choice
& Non Veg Etkt Passenger	% Non Veg non Etkt Passenger
^ Veg Etkt Passenger	# Non Veg non Etkt Passenger
* VIP Passenger	YU Quota Code
/ Then VIP Symbol	! Upgraded passenger
NRF Non refund across the counter	
^ Atas Transferred PNR, Ask for Catering option	
+ Passenger booked under DOCTOR concession	
🔍 Serach by PNR and passenger name	
> Passenger opted for Bedroll	
< FT passenger booked using PASSPORT	

◀
●
▶

Feedback Page (Go to Menu Page)

Feedback page will be used for TTEs for filling feedback related to HHT application (Like as- chart download, UI design and Data sync problem)

← Feedback Form

Chart Download	Please Select ▾
Navigation	Excellent ▾
UI Design	Good ▾
Sync Performance	Very good ▾
Ease to access	Poor ▾
Remark	User can also give feedback in remark

FEEDBACK SUBMIT

1. Dos And Don'ts:

Dos:

1. Always use only the finger for clicking on the screen of the HHT.
2. Keep the device away from direct flame or hot stuff.
3. Keep the device away from moisture.
4. Always log off from the application after all the work has been finished. Also switch off the phone in the device.
This saves the battery backup.

Don'ts:

1. Use of any other pointing device, like a pen, on the device screen. This may damage the screen and render the device useless.
2. Drop the device on the floor.
3. Click on the device screen with high force.
4. Use the device phone while working with the application.