

G.V.L. SATYA KUMAR
Managing Director

Date - 16.11.2023

General Managers/ All Zonal Railways & PUs
DRMs/ All Divisions

Respected Sir/Madam,

Subject: **Single Sign On (SSO)** feature for CRIS Web applications for Railway users

There are a large number of web applications, developed by CRIS, for personnel on Indian Railway with varied user rights. Many Railway Users are required to use multiple applications and thus individual users have to maintain separate user name and password for each application. As directed by CRB & CEO, to mitigate this cumbersome multiplicity, **Single Sign On (SSO)** functionality has been developed, by CRIS.

Single Sign On (SSO) facility allows the users to login into different applications by using only their HRMS credentials (HRMS ID, Password and OTP). It also allows the users to switch between various applications without having to login again.

- Users who intend to use Single Sign On (SSO) functionality will have to **map their application user ID with their HRMS ID for each application as a one-time measure**. This process will have to be carried out for each application which the user uses. Procedure for such Mapping is detailed in **Annexure-1**
- After mapping is done, for regular access of any application therein, the URL to access any of these applications is <https://sso.indianrailways.gov.in/>, wherein on entering the HRMS user name, password and OTP, the user is prompted with the list of accessible applications along with the relevant user rights already existing.
- Currently only CRIS applications have been on boarded with **SSO** facility. List of all such applications is attached in Annexure -2. **SSO** functionality is available for serving railway employees only, having a valid HRMS ID. Non railway employees will continue to login directly into the applications using their application credentials

You are requested to implement the Single Sign On (SSO) functionality of CRIS web applications across all Officers, Supervisors and other users within your jurisdiction.

(For any assistance required in the matter, the concerned may please contact the help desk of respective application)


(G V L Satya Kumar)

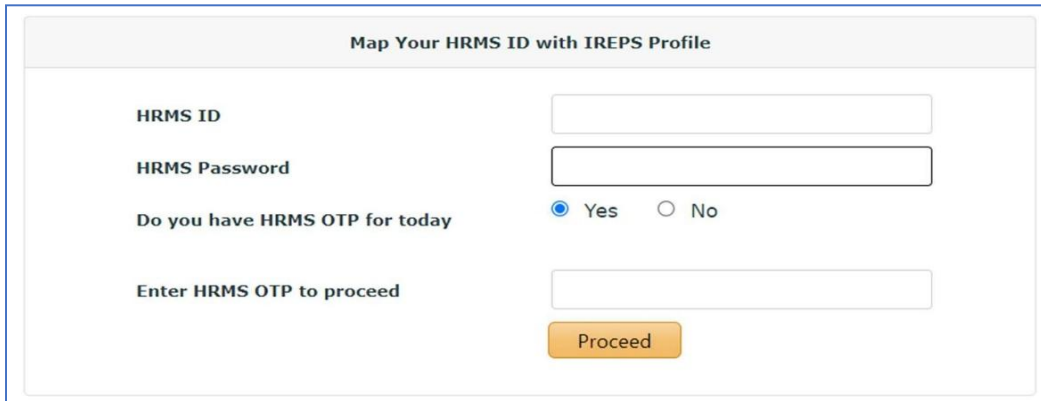
Copy To-

1. CEO & CRB
2. All Members of Railway Board
3. Secretary, Railway Board for information and request to disseminate the same

1. Mapping of Application ID of user with HRMS ID

- 1.1. Users who intend to use Single Sign On functionality will have to map their application user ID with their HRMS ID. This process will have to be carried out for each application which the user uses.
- 1.2. To map the User ID for an application with his HRMS ID, the user has to login into the respective application, and click on the '**Map HRMS ID**' link. This will bring up the interface for HRMS mapping.

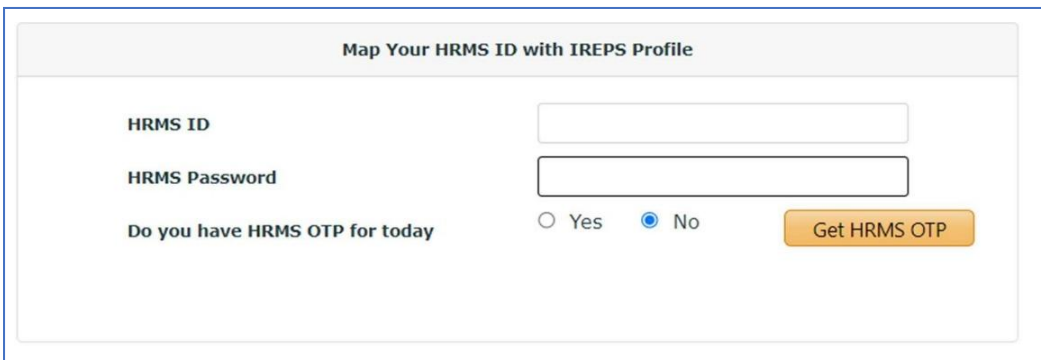
A screenshot of the interface for one of the applications is shown below:



The screenshot shows a web form titled "Map Your HRMS ID with IREPS Profile". It contains the following elements:

- HRMS ID: A text input field.
- HRMS Password: A text input field.
- Do you have HRMS OTP for today: Radio buttons for "Yes" (selected) and "No".
- Enter HRMS OTP to proceed: A text input field.
- Proceed: An orange button.

The user has to enter his HRMS ID, HRMS Password, and HRMS OTP for the day. If the user hasn't generated the HRMS OTP for that day, he can do so by selecting No option in the HRMS OTP field, and then clicking on Get HRMS OTP button, as shown below.



The screenshot shows the same web form as above, but with the "No" radio button selected for "Do you have HRMS OTP for today". A new orange button labeled "Get HRMS OTP" is visible to the right of the radio buttons.

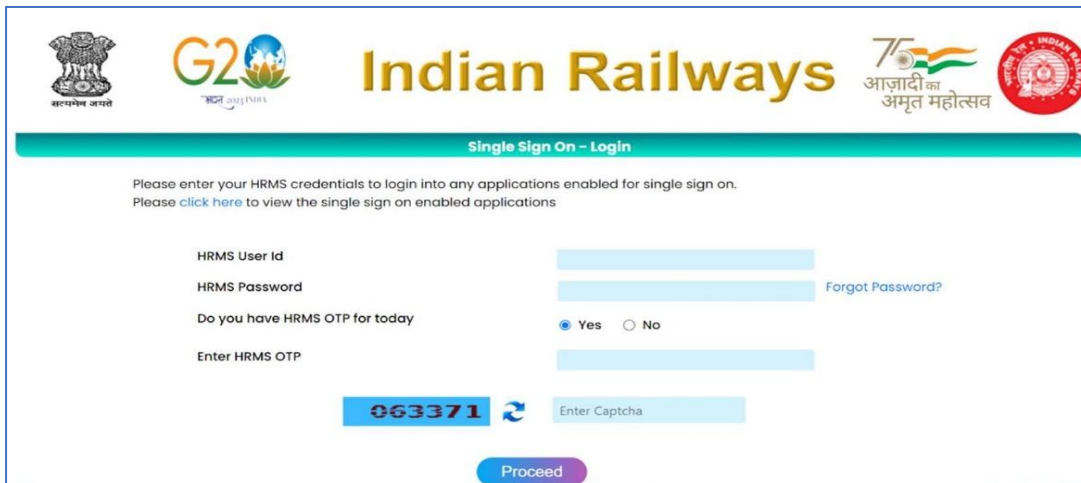
Once all the required details are entered, the user shall click on the *Proceed* button.

If the details provided by the user are correct, the Application ID of the logged in user will automatically be mapped with his HRMS ID for the particular application, and the user can now use the SSO functionality for login for the application.

Users will be able to Un-Map / Reset HRMS ID through the same interface.

2. Login through SSO login page

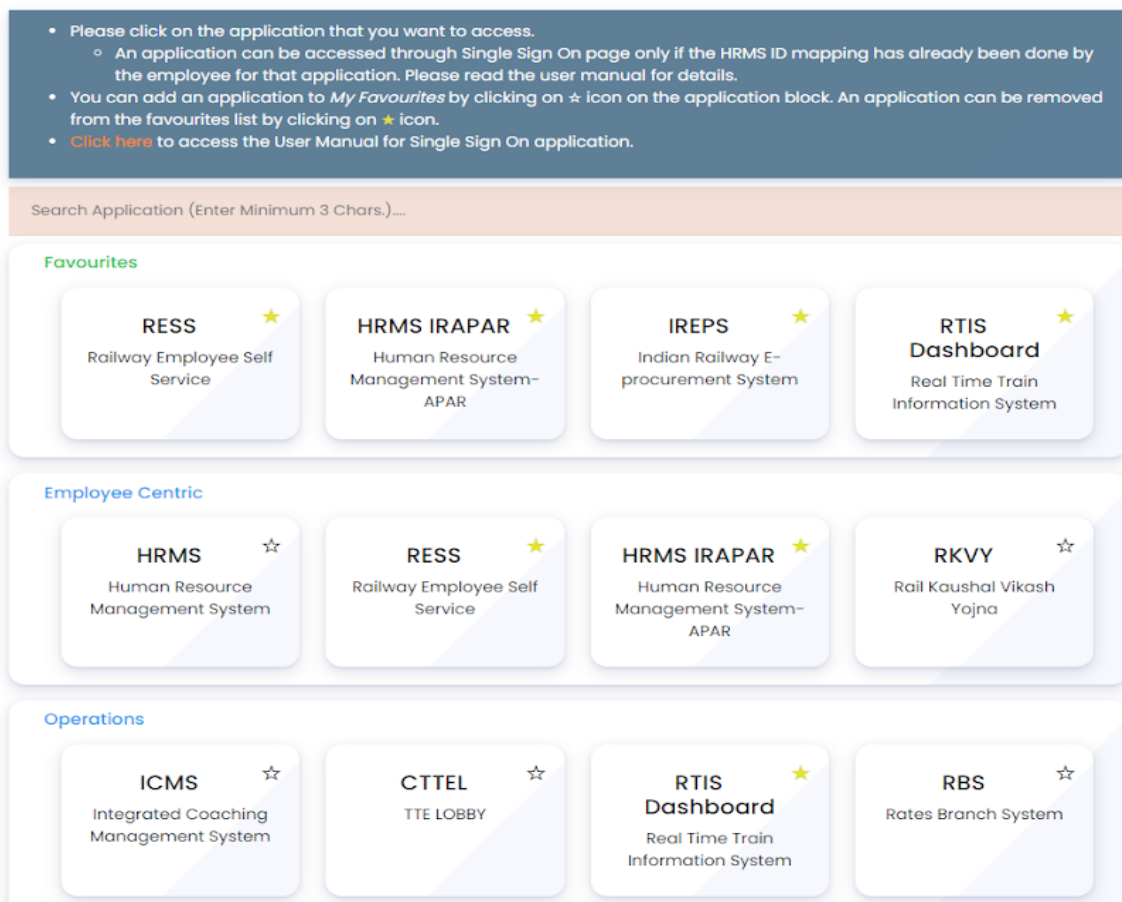
- 2.1. Single Sign On login page will be accessed through the URL sso.indianrailways.gov.in. A screenshot of the page is shown below:



The image shows the 'Single Sign On - Login' page of the Indian Railways HRMS system. At the top, there are logos for the Government of India, G20 India 2023, Indian Railways, and the 75th Independence Anniversary. The page title is 'Single Sign On - Login'. Below the title, there is a message: 'Please enter your HRMS credentials to login into any applications enabled for single sign on. Please [click here](#) to view the single sign on enabled applications'. The login form includes fields for 'HRMS User Id', 'HRMS Password', 'Do you have HRMS OTP for today' (with radio buttons for 'Yes' and 'No'), and 'Enter HRMS OTP'. There is a 'Forgot Password?' link next to the password field. A CAPTCHA image showing '063371' is displayed with a refresh button and an 'Enter Captcha' input field. A 'Proceed' button is at the bottom.

Users will be able to login on SSO page using their HRMS credentials. Users who do not have HRMS OTP for the day can get the same from this page only using the 'No' option in the OTP field, and then clicking on *Get HRMS OTP* button.

Once a user clicks on the *Proceed* button after entering all the required details, user credentials will be validated from the HRMS database. If the user credentials are validated successfully, the user will land on the SSO-Applications page.



The image shows the 'SSO-Applications' page. At the top, there is a dark blue box with instructions:

- Please click on the application that you want to access.
 - An application can be accessed through Single Sign On page only if the HRMS ID mapping has already been done by the employee for that application. Please read the user manual for details.
- You can add an application to *My Favourites* by clicking on ☆ icon on the application block. An application can be removed from the favourites list by clicking on ☆ icon.
- [Click here](#) to access the User Manual for Single Sign On application.

Below the instructions is a search bar: 'Search Application (Enter Minimum 3 Chars.)...'. The page is divided into three sections:

- Favourites:** Contains four application cards:
 - RESS** (Railway Employee Self Service) with a yellow star icon.
 - HRMS IRAPAR** (Human Resource Management System- APAR) with a yellow star icon.
 - IREPS** (Indian Railway E-procurement System) with a yellow star icon.
 - RTIS Dashboard** (Real Time Train Information System) with a yellow star icon.
- Employee Centric:** Contains four application cards:
 - HRMS** (Human Resource Management System) with a grey star icon.
 - RESS** (Railway Employee Self Service) with a yellow star icon.
 - HRMS IRAPAR** (Human Resource Management System- APAR) with a yellow star icon.
 - RKVY** (Rail Kaushal Vikash Yojna) with a grey star icon.
- Operations:** Contains four application cards:
 - ICMS** (Integrated Coaching Management System) with a grey star icon.
 - CTTEL** (TTE LOBBY) with a grey star icon.
 - RTIS Dashboard** (Real Time Train Information System) with a yellow star icon.
 - RBS** (Rates Branch System) with a grey star icon.

SN	Application Name Short / long Description on SSO Dashboard
1	HRMS- Human Resource Management System
2	RMS Zonal- Freight Operations Information System (FOIS)
3	TMS Zonal-Freight Operations Information System (FOIS)
4	RMS Divisional Queries-Freight Operations Information System (FOIS)
5	E-Tender-Indian Railway E-procurement System
6	E-Auction-Indian Railway E-procurement System (Sale)
7	UDM-User Depot Module
8	TMS-Track Management System
9	RTIS Dashboard-Real Time Train Information System
10	IRPSM-Indian Railways Projects Sanctions & Management
11	AIMS-Accounting Information Management System
12	BLW ERP-Banaras Locomotive Works
13	ROAMS-Rolling Asset Management System for(FMM,CMM and WISE)
14	ROSMAS-Rolling Stock Speed certificate Sanction Management Systems
15	ICMS-Integrated Coaching Management System
16	TDMS-Traction Distribution Management System
17	EEMSElectrical EnergyManagement System
18	BMS-Bridge Management System
19	RBS-Rates Branch System
20	Einspection-einspection for IR
21	RKVY-Rail Kaushal Vikash Yojna
22	RS Warranty-Rolling Stock Warranty
23	RSMS-RPF Security Management System
24	HHT-HHT Report
25	ARMS-Accounting Reforms Management Systems
26	MCFRBL-Modern Coach Factory, Raebareli
27	RRCAS-Rail-Road Crossing GAD Approval System
28	Welding & UT Agencies-Welding & Ultrasonic Testing Agencies
29	e-Drishti-A Dashboard for Indian Railways
30	MORPR-Ministry of Railway Parliamentary and VIP References
31	PRIMES-Passenger Reservation Information Management Enhanced System
32	RS2-Railway Security Response System
33	TMMS-Track Machine Management System
34	CTTEL-TTE LOBBY
35	TAMS-Traffic Accounts Management Systems
36	CMS-CMS REPORT
37	IR-RBCS-Rail Bhoomi Crossing Seva
38	IR-LSPS-Lease License Processing System
39	IR-LAMS-Land Asset Management System
40	GSTM-Goods and Service Tax Module
41	SIMS- Safety Information Management System
42	Divyangjan Card
43	MERS-Miscellaneous e-Receipts System
45	IRWCMS-Indian Railways - Works Contract Management System
46	UTS-IDEA-Integrated Data Entry Application
47	RWPBELA-RWPBELA Integrated IT Solution
49	HRMS IRAPAR-Human Resource Management System
50	RESS
51	IRSKP-Indian Railway Shramik Kalyan Portal